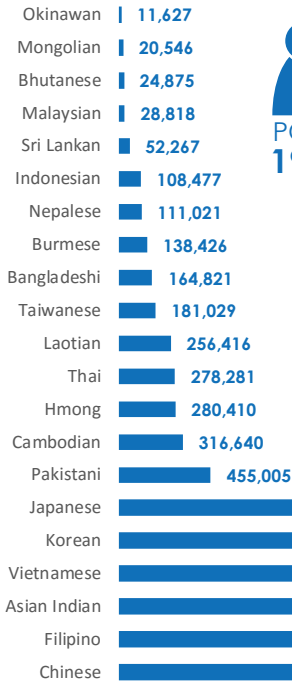


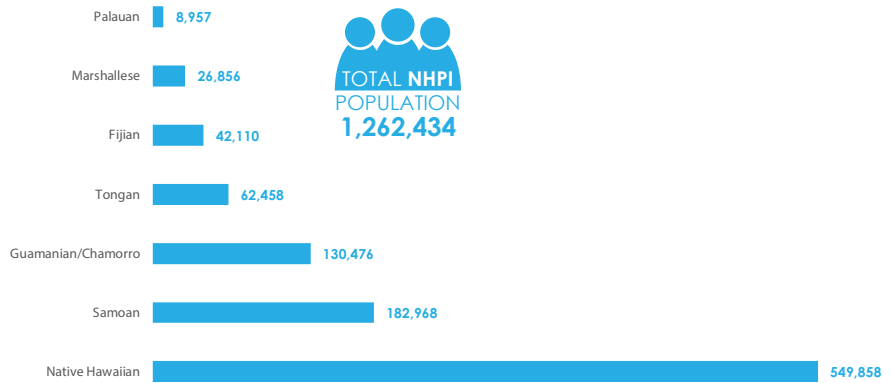
SNAPSHOT: ASIAN AMERICAN, NATIVE HAWAIIAN AND PACIFIC ISLANDER HEALTH

Asian Americans (AAs), Native Hawaiians and Pacific Islanders (NHPIs) are the fastest growing racial/ethnic groups in the United States. These communities represent incredible diversity, spanning over 50 different ethnic groups and speaking over 100 different languages. As a result, their health needs and challenges are just as varied and diverse.

Asian Americans by Ethnic Group



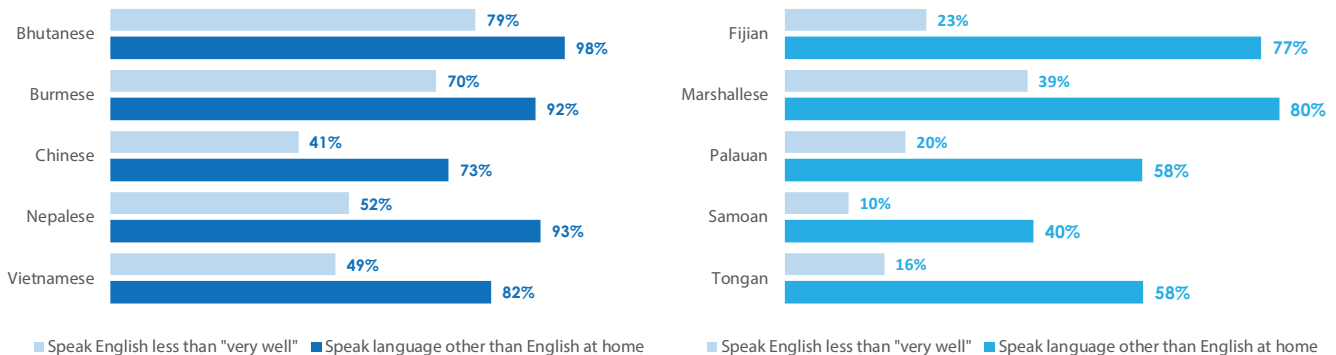
Native Hawaiians & Pacific Islanders by Ethnic Group



Nativity and Language

Almost 60% of AAs are foreign born and span every immigration status. Language access is a major barrier to good health for AAs and NHPs because 1 in 3 AAs are limited English proficient, which means they speak English “less than very well” or not at all. In contrast, only about 1 in 10 U.S. residents are limited English proficient.

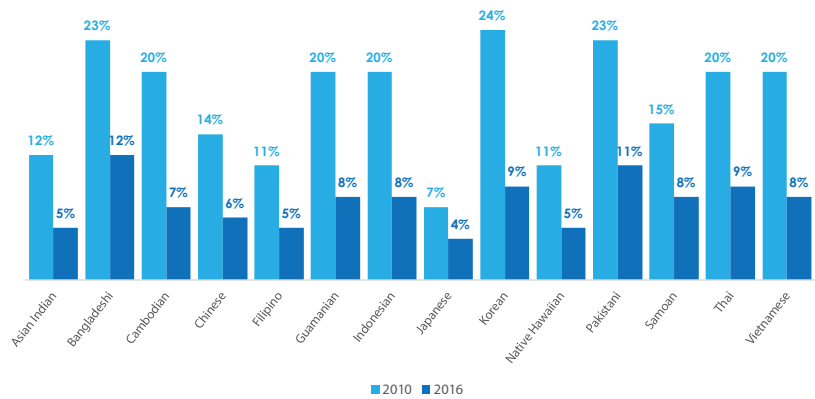
Top 5 Limited English Proficient Groups



Health Insurance

Prior to the Affordable Care Act (ACA), the uninsured rate was 15.1% for AAs and 14.5% for NHPs. The ACA's public and private coverage expansions cut the uninsured rate in half for AAs to 7.5% and nearly half for NHPs to 7.8%. Despite these historic gains, disparities within AA and NHP communities remain due to varying degrees of poverty, immigration-based barriers, lack of cultural competency in the health care system, and language access barriers.

Uninsurance Rates by Ethnicity



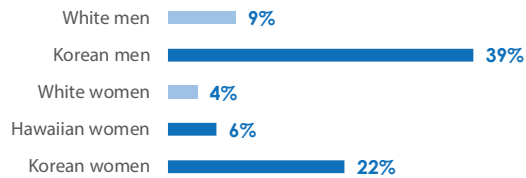
Health Disparities

Cancer is the leading cause of death for AAs and NHPs, while heart disease is the leading cause of death for Whites, Blacks, and American Indians/Alaska Natives.

NHPI adolescents are 50% more likely to be obese than adolescent whites. NHPIs are diagnosed with diabetes at 2.4 times the rate of whites

Native Hawaiians living in Hawaii are **70%** more likely to **die from heart disease** than whites living in Hawaii.

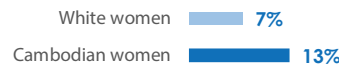
Stomach Cancer Incidence Rates



Liver Cancer Incidence Rates



Cervical Cancer Incidence Rates



50%



About 2.2 million people in the U.S. have hepatitis B, and more than **50%** of those people are AAPIs.

Nearly **2 out of 3** AAs with Hepatitis B are unaware of their status.

1 in 33



1 in 33 NHPI men will be diagnosed with an HIV infection in their lifetime, compared to 1 in 102 white men.

1 in 5 AAs living with HIV does not know they have it, compared to 1 in 7 for all groups.

Works Cited

1. American Community Survey, U.S. Census Bureau, 2011-2015 5-year estimates.
2. American Community Survey, U.S. Census Bureau, 2016 1-year estimates.
3. National Vital Statistics Reports, Deaths: Leading Causes for 2014, Vol. 65, No.5. June 30, 2016, available at: https://www.cdc.gov/nchs/data/nvsr/nvsr65/nvsr65_05.pdf.
4. Lindsey A. Torre, MSPH, et al., Cancer Statistics for Asian Americans, Native Hawaiians, and Pacific Islanders, 2016: Converging Incidence in Males and Females, CA: A Cancer Journal for Clinicians, American Cancer Society, June 2016, available at: <http://onlinelibrary.wiley.com/doi/10.3322/caac.21335/epdf>.
5. Obesity and Native Hawaiians/Pacific Islanders, U.S. Department of Health and Human Services, Office of Minority Health, Last updated April 10, 2017, available at: <https://minorityhealth.hhs.gov/omh/browse.aspx?lvl=4&lvlid=85>.
6. Diabetes and Native Hawaiians/Pacific Islanders, U.S. Department of Health and Human Services, Office of Minority Health, May 12, 2016, available at: <https://minorityhealth.hhs.gov/omh/browse.aspx?lvl=4&lvlid=78>.
7. Heart Disease and Native Hawaiians/Pacific Islanders, U.S. Department of Health and Human Services, Office of Minority Health, Last updated January 28, 2016, available at: <https://minorityhealth.hhs.gov/omh/browse.aspx?lvl=4&lvlid=79>.
8. Kowdley K, Wang C, Welch S, Roberts H, Brosgart C. Prevalence of Chronic Hepatitis B Among Foreign-Born Persons Living in the United States by Country of Origin. *Hepatology* 2012; 56: 422-433.
9. Asian Americans and Hepatitis B, Centers for Disease Control and Prevention, Last updated May 13, 2013, available at: <https://www.cdc.gov/features/aapihepatitisb/index.html>.
10. HIV Among Men in the United States, Centers for Disease Control and Prevention, Last updated March 9, 2017, available at: <https://www.cdc.gov/hiv/group/gender/men/index.html>.
11. HIV Among Asians, Centers for Disease Control and Prevention, Last updated August 7, 2017, available at: <https://www.cdc.gov/hiv/group/raciaethnic/asians/>.