



## NATIONAL CANCER TRENDS FOR AAs AND NHPIs<sup>[1][2][3]</sup>

National cancer trends (1990-2008) among Native Hawaiians and Pacific Islanders (NHPIs) and Asian Americans (AAs) identified persistent cancer disparities and new ethnic-specific issues. NHPIs share a similar burden in common cancers such as breast, prostate, lung, and colorectal as non-Hispanic Whites (NHW), but they face higher risks from cancers such as stomach, liver, and uterus. In addition, NHPIs have higher cancer incidence rates compared to AAs. Increasing cancer incidence rates among Samoans and Guamanians/Chamorros and differences for Native Hawaiians in Hawai'i versus the mainland are key areas of concern. Further understanding social factors such as migration, acculturation, and geography may provide insights for reducing NHPI cancer disparities.

According to CDC, Asian Americans are the only racial group in which cancer is the leading cause of death. Among AAs, breast cancer was the most common cancer, followed by prostate, lung, colorectal, liver, and stomach cancers. AAs continue to experience the lowest screening rates (breast, cervical, colorectal cancers) compared to all other racial groups. Disparities in cancer incidence and mortality after diagnosis are more evident among foreign-born, low income AAs and those living in ethnic enclaves. Targeted ethnic-specific community prevention and screening efforts are critical to reducing AA cancer disparities.

## IMPACT OF CANCER ON AAs AND NHPIs<sup>[1][2][4]</sup>

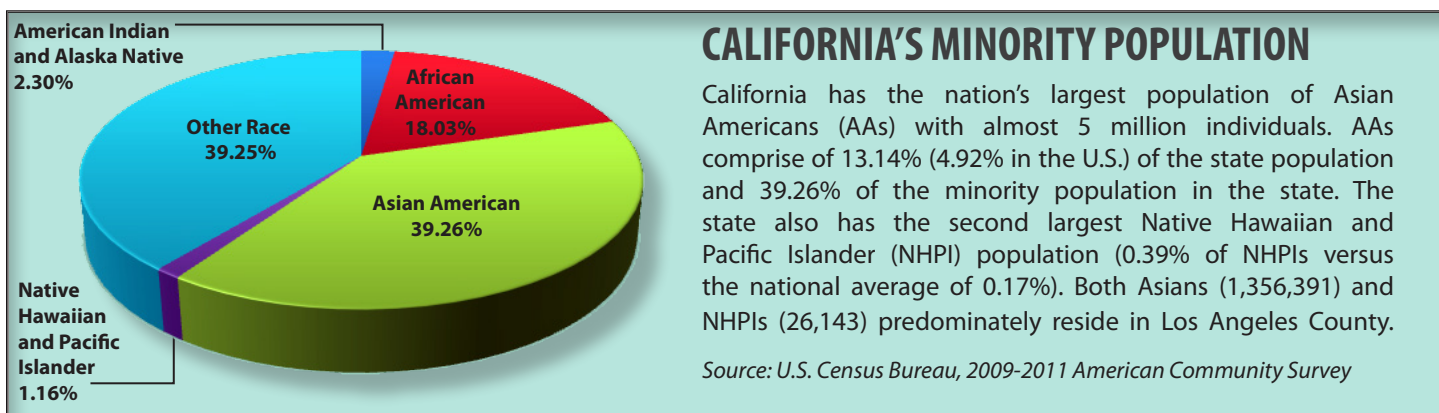
- Among NHPI women, increase in cancer incidence was found in breast, uterine, and colorectal cancers among Samoan women.
- Among NHPIs, increase in overall cancer incidence was found among Guamanians/Chamorros.
- Samoan women experienced higher rates of stomach (4.8 times) and uterine (3.3 times) cancers compared to Non-Hispanic White women.
- Samoan men experienced higher rates of liver (3.8 times), stomach (2.8 times), and lung (1.3 times) cancers compared to Non-Hispanic White men.
- Among AAs, screening rates for breast (64.1%), cervical (75.4%), and colorectal (46.9%) cancer were the lowest compared with all other racial groups.
- Among AA women, increasing cancer incidence were found in uterine (Asian Indians, Chinese, Filipina, Japanese), colorectal (Koreans, Laotians, Vietnamese), lung (Filipinas, Koreans), thyroid (Filipinas), and breast cancer (most AAs).
- Among AA men, increasing cancer incidence were found for prostate (Asian Indians and Pakistanis, Filipinos, Koreans, Kampuchean), liver (Filipinos, Vietnamese, Kampuchean), and colorectal (Koreans) cancers.
- Southeast Asian women: Kampuchean (24.8), Laotian (23.7), and Vietnamese (20.9) women have the higher rates of liver cancer compared with Non-Hispanic White women.
- Southeast Asian men: Laotian (64.5), Vietnamese (58.5), and Kampuchean (52.7) have the higher rates of liver cancer compared with Non-Hispanic White men.

## CALIFORNIA'S STATE POPULATION (ALONE)

Race	Population 2009-2011	Percent
White	23,304,428	62.43%
African American	2,251,932	6.03%
American Indian and Alaska Native	287,184	0.77%
Asian American	4,904,425	13.14%
Native Hawaiian and Pacific Islander	144,981	0.39%
Other Race	4,903,545	13.14%
Two or more races	1,533,953	4.11%
<b>Total</b>	<b>37,330,448</b>	<b>100.00%</b>

Source: U.S. Census Bureau, 2009-2011 American Community Survey

- 37.68% (14,064,741) of California's population are Hispanic or Latino. (Federal agencies only recognize five race categories: White, African American, American Indian and Alaska Native, Asian American, and Native Hawaiian and Pacific Islander. The federal government considers race and Hispanic/Latino origin to be two separate and distinct concepts.)



## CALIFORNIA'S ASIAN AMERICAN POPULATION (ALONE)

Asian American Group	Population 2005-2007	Population 2009-2011	Percent 2009-2011	Percent Change
Asian Indian	459,914	535,284	10.91%	16.39%
Bangladeshi	4,332	7,472	0.15%	72.48%
Cambodian	83,924	98,689	2.01%	17.59%
Chinese, except Taiwanese	1,111,015	1,215,836	24.79%	9.43%
Filipino	1,111,161	1,192,315	24.31%	7.30%
Hmong	70,119	89,848	1.83%	28.14%
Indonesian	29,043	28,582	0.58%	-1.59%
Japanese	297,343	280,088	5.71%	-5.80%
Korean	414,105	453,294	9.24%	9.46%
Laotian	63,805	64,921	1.32%	1.75%
Malaysian	3,480	2,300	0.05%	-33.91%
Pakistani	24,358	47,295	0.96%	94.17%
Sri Lankan	7,291	11,547	0.24%	58.37%
Taiwanese	37,785	60,148	1.23%	59.18%
Thai	47,748	50,949	1.04%	6.70%
Vietnamese	540,807	593,602	12.10%	9.76%
Other Asian	97,973	147,204	3.00%	50.25%
Other Asian, not specified	28,242	25,051	0.51%	-11.30%
<b>Total</b>	<b>4,432,445</b>	<b>4,904,425</b>	<b>100.00%</b>	<b>10.65%</b>

Source: U.S. Census Bureau 2005-2007, 2009-2011 American Community Survey

In the U.S., California has the largest Asian American (AA) population with 13.14% being Asian. Pakistani comprise of 0.96% of California's AA population, but are the fastest growing group with a percent change from 2007 to 2011 of 94.17%. 24.79% of California's AA population is Chinese and 24.31% is Filipino, followed by Vietnamese (12.10%) and Asian Indians (10.91%).

## CALIFORNIA'S NATIVE HAWAIIAN AND PACIFIC ISLANDER POPULATION (ALONE)

NHPI Group	Population 2005-2007	Population 2009-2011	Percent 2011	Percent Change
Native Hawaiian	24,375	23,161	15.98%	-4.98%
Samoan	31,749	40,547	27.97%	27.71%
Tongan	16,006	20,965	14.46%	30.98%
Guamanian or Chamorro	23,380	22,938	15.82%	-1.89%
Fijian	18,659	22,280	15.37%	19.41%
Other NHPIs	14,076	15,090	10.41%	7.20%
<b>Total</b>	<b>128,245</b>	<b>144,981</b>	<b>100.00%</b>	<b>13.05%</b>

Source: U.S. Census Bureau 2005-2007, 2009-2011 American Community Survey

Native Hawaiians and Pacific Islanders (NHPI) refer to persons with ancestry from any of the three major sub-regions: Polynesian, Micronesian and Melanesian. About 0.39% of California's population is Native Hawaiian and Pacific Islander. As a group, Polynesians, including Native Hawaiian, Samoan, and Tongan, are the fastest growing Pacific Islanders in California. Tongans have grown 30.98% from 2007 to 2011. Currently, Samoans are the largest group, making up 27.97% of California's NHPI population.

## POPULATION CONCENTRATION<sup>[5]</sup>

In 2010, Los Angeles County had the largest number of Asian Americans, Native Hawaiians, and Pacific Islanders among counties statewide. However, San Francisco and Santa Clara Counties had the largest proportion of Asian Americans, while Sacramento and Alameda Counties had the highest concentration of Native Hawaiians and Pacific Islanders. Asian Americans in Santa Clara, Orange, and Alameda Counties followed Los Angeles County in size, while Native Hawaiians and Pacific Islanders in San Diego, Sacramento, and Alameda Counties followed Los Angeles County in size.

Source: Asian Pacific American Legal Center. *A Community of Contrasts Asian Americans, Native Hawaiians and Pacific Islanders in California.*

## LANGUAGES SPOKEN

Asian Americans, Native Hawaiians, and Pacific Islanders speak over 100 languages and dialects. In California, 52.53% (790,403) of native Asian Americans and 8.75% (274,678) of foreign-born Asian Americans speak English only. Of Asian Americans who speak other language(s) besides English, 17.74% (126,679) of native Asians and 55.74% (1,595,757) of foreign-born speak English not well or not at all. In contrast, 62.34% (61,732) of native Native Hawaiians and Pacific Islanders and 11.39% (4,208) of foreign-born Native Hawaiians and Pacific Islanders speak English only. Of Native Hawaiians and Pacific Islanders who speak other language(s) besides English, 17.55% (6,545) of natives and 39.16% (12,819) of foreign-born speak English not well or not at all.

Source: U.S. Census Bureau, 2009-2011 American Community Survey

## INCOME

Group	Median Family Income	Per Capita Income
AA	\$83,558	\$31,300
NHPI	\$64,939	\$21,832
White	\$72,912	\$32,262
CA	\$67,745	\$28,504

Source: U.S. Census Bureau, 2009-2011 American Community Survey

Asian Americans (AAs) have the highest median family income of all groups, but have a lower per capita income than whites. Native Hawaiians and Pacific Islanders (NHPI) median income is lower than the state median, and they have the lowest per capita income. AAs and NHPIs income levels may be due to more individuals living in AAs and NHPIs households than there are in white households. However, the number of poor (below 200% of Federal Poverty Level) AAs and NHPIs increased 50% and 138% between 2007 and 2011.

Source: Asian Pacific American Legal Center<sup>[5]</sup>

## EDUCATIONAL ATTAINMENT

Population 25 years and over	CA	AA	NHPI
Less than high school diploma	19.19%	14.20%	15.64%
High school graduate (includes equivalency)	20.90%	14.79%	30.65%
Some college or associate's degree	29.78%	22.69%	38.59%
Bachelor's degree or higher	30.14%	48.32%	15.12%

Source: U.S. Census Bureau, 2009-2011 American Community Survey

A large proportion of Native Hawaiians and Pacific Islanders (NHPIs) are high school graduates (30.65%) and have completed some college or associate's degree (38.59%). 15.12% of NHPIs attain at least a bachelor's degree compared to 30.14% of Californians. While 14.20% of Asian Americans (AAs) have less than a high school diploma, 48.32% of AAs have a bachelor's degree or higher.

## HEALTH INSURANCE COVERAGE

Group	Number of Individuals Uninsured	Percent
AA	703,834	14.43%
NHPI	27,564	19.37%
White	3,782,313	16.46%
CA	6,694,764	18.20%

Source: U.S. Census Bureau, 2009-2011 American Community Survey

Native Hawaiians and Pacific Islanders (NHPIs) express the greatest uninsured population (19.37%) in California. Asian Americans (AAs), Native Hawaiians, and Pacific Islanders account for 10.92% of the total uninsured population, which means that more than half of those who are uninsured are AAs and NHPIs.

## TOP 5 CANCER SITES: 2009, MALE AND FEMALE, CALIFORNIA<sup>[6]</sup>

NOS = not otherwise specified, IBD = intrahepatic bile duct

### Incidence (Rates per 100,000)

Rank	All Races	White	AA and NHPI
1	Prostate 130.9	Female Breast 128.3	Female Breast 93.5
2	Female Breast 123.2	Prostate 124.2	Prostate 74.9
3	Lung & Bronchus 50.6	Lung & Bronchus 51.6	Colon & Rectum 38.1
4	Colon & Rectum 41.4	Colon & Rectum 40.7	Lung & Bronchus 37.7
5	Corpus & Uterus, NOS 23.8	Corpus & Uterus, NOS 24.3	Corpus & Uterus, NOS 19.5

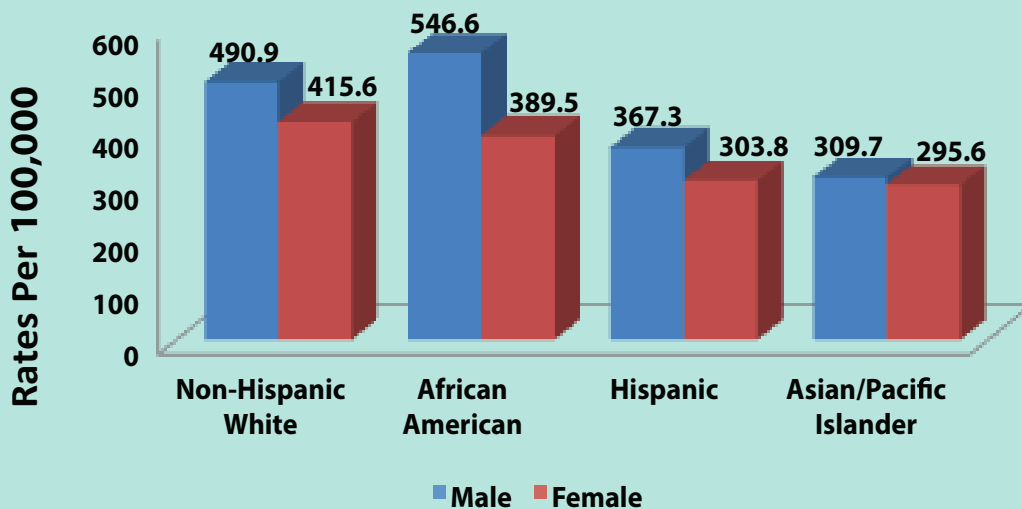
### Mortality (Rates per 100,000)

Rank	All Races	White	AA and NHPI
1	Lung & Bronchus 38.0	Lung & Bronchus 39.1	Lung & Bronchus 27.4
2	Prostate 22.5	Female Breast 23.2	Female Breast 13.5
3	Female Breast 22.4	Prostate 22.9	Colon & Rectum 11.7
4	Colon & Rectum 14.6	Colon & Rectum 14.6	Liver & IBD 10.7
5	Pancreas 10.5	Pancreas 10.6	Prostate 9.3

Source: U.S. Cancer Statistics: Working Group. U.S. Cancer Statistics 1999-2009 Incidence and Mortality Web-based Report.

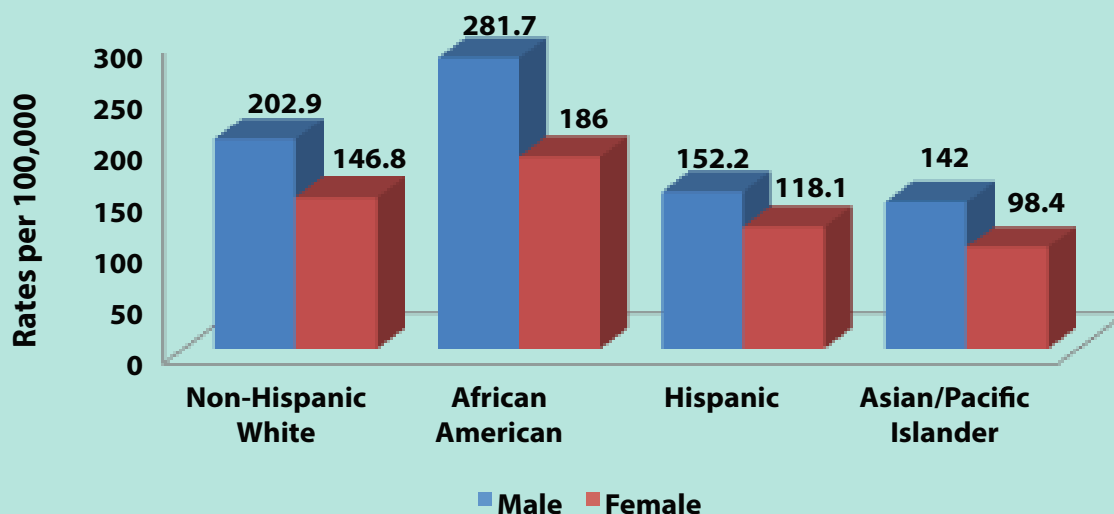
Asian Americans, Native Hawaiians, and Pacific Islanders have many of the same types of cancer as all Californians and whites but have an increased incidence and mortality rate for cancers of the liver and intrahepatic bile duct.

## CANCER INCIDENCE BY RACE/ETHNICITY & SEX: 2010, CALIFORNIA <sup>[7]</sup>



Source: California Cancer Registry, California Department of Public Health

## CANCER MORTALITY BY RACE/ETHNICITY & SEX: 2009, CALIFORNIA<sup>[7]</sup>



Source: California Cancer Registry, California Department of Public Health

## MOST COMMON CANCERS AND NUMBER OF NEW CASES BY SEX & RACE/ETHNICITY: 2006-2010, CALIFORNIA<sup>[7]</sup>

C&R = colon and rectum, NHL = Non-Hodgkin lymphoma

Group	Male					Female				
	1	2	3	4	5	1	2	3	4	5
Cambodian	C&R 69	Liver 57	Lung 46	Prostate 32	NHL&Oral 21	Breast 66	C&R 60	Lung 42	Liver 33	Cervix 26
Chinese	Prostate 1,996	Lung 1,394	C&R 1,215	Liver 720	Bladder 436	Breast 2,854	C&R 1,220	Lung 1,012	Uterus 544	Thyroid 464
Filipino	Prostate 2,342	Lung 1,272	C&R 1,034	Liver 419	NHL 410	Breast 3,838	C&R 1,053	Lung 926	Uterus 868	Thyroid 807
Hawaiian	Prostate 76	Lung 37	C&R 36	NHL 16	Bladder 16	Breast 101	Lung 28	C&R 27	Uterus 27	Thyroid 14
Japanese	Prostate 700	C&R 538	Lung 391	Bladder 203	Stomach 188	Breast 1,279	C&R 571	Lung 442	Uterus 226	Pancreas 179
Korean	C&R 447	Prostate 420	Stomach 356	Lung 339	Liver 252	Breast 829	C&R 415	Stomach 262	Lung 242	Thyroid 188
Laotian	Lung 56	Liver 49	C&R 30	Prostate 21	NHL&Oral 20	Breast 50	C&R 30	Liver 27	Lung 18	Thyroid 15
Pacific Islander	Prostate 104	Lung 71	C&R 39	Liver 26	Oral 21	Breast 190	Uterus 83	Lung 45	C&R 38	Ovary 29
South Asian	Prostate 554	C&R 179	Lung 147	NHL 117	Bladder 100	Breast 774	C&R 151	Uterus 135	Thyroid 133	Ovary 90
Vietnamese	Lung 678	Liver 623	C&R 523	Prostate 517	Stomach 182	Breast 973	C&R 405	Lung 345	Thyroid 251	Liver 202
Non-Hispanic White	Prostate 69,893	Lung 31,208	C&R 23,527	Bladder 19,109	Melanoma 19,099	Breast 74,789	Lung 30,516	C&R 22,289	Uterus 13,991	Melanoma 12,352

Source: American Cancer Society, California Department of Public Health and California Cancer Registry. California Cancer Facts and Figures 2013.

The most common cancers in male Asian American, Native Hawaiian, and Pacific Islander (AA and NHPI) groups are prostate, lung, and colorectal. Koreans have a greater propensity to be diagnosed with stomach cancer than other AA and NHPI groups. For all AA and NHPI females, breast cancer is the most common, followed by lung, colorectal, uterine, and cervical cancers.

## ACKNOWLEDGMENTS


APIAHF would like to thank the following authors and contributors who made this Cancer Health Briefs Project possible:

Roxanna Bautista  
Alison Chang  
Michelle Chang  
Becky Lee  
Scarlett Lin Gomez

Brianna Loughbridge  
Trixy Joy Manansala  
Mavis Nitta  
Trish Quema  
Winston Tseng

## FOR MORE INFORMATION, CONTACT

Asian & Pacific Islander American Health Forum  
Asian & Pacific Islander National Cancer Survivors Network  
450 Sutter Street, Suite 600, San Francisco, CA 94108  
Tel: (415) 954-9988  
Email: APINCSN@apiahf.org  
Websites: www.apiahf.org and www.apincsn.org  
Like us! www.facebook.com/apincsn



## STATE PROGRAMS

Asian American Center on  
Disparities Research  
148 Young Hall  
Psychology Department  
University of California, Davis  
1 Shields Ave.  
Davis, CA 95616  
Tel: (530) 752-7686  
Website: <http://psychology.ucdavis.edu/aacdr/>

California Department of Public Health  
MS 7203  
P.O. Box 997377  
Sacramento, CA 95899-7377  
Tel: (916) 449-5300  
Fax: (916) 449-5310  
Email: [cancerdetection@cdph.ca.gov](mailto:cancerdetection@cdph.ca.gov)  
Website: <http://www.cdph.ca.gov/>

California Dialogue on Cancer  
1825 Bell Street, Suite 102  
Sacramento, CA 95825  
Tel: (916) 779-2611  
Fax: (916) 779-2608  
Email: [cdoc@cdph.ca.gov](mailto:cdoc@cdph.ca.gov)  
Website: <http://www.cdoc-online.org/>

Office of Minority Health,  
Department of Public Health and  
Department of Health Care Services  
1501 Capitol Avenue  
Suite 6130, MS 0022  
Sacramento, CA 95814  
Tel: (916) 440-7560  
Website: <http://www.cdph.ca.gov/programs/OMH/Pages/default.aspx>

## HEALTH SERVICES

Asian Americans for Community  
Involvement  
2400 Moorpark Ave., Suite 300  
San Jose, CA 95128  
Tel: (408) 975-2730  
Website: <http://www.aaci.org/home.htm>

Asian American Donor Program  
2169 Harbor Bay Pkwy  
Alameda, CA 94502  
Tel: (510) 568-3700  
Email: [asamdonors@aadp.org](mailto:asamdonors@aadp.org)  
Website: <http://www.aadp.org/>

Asian Health Services  
818 Webster St.  
Oakland, CA 94607  
Tel: (510) 986-6800  
Email: [info@ahschc.org](mailto:info@ahschc.org)  
Website: <http://asianhealthservices.org/>

Asians for Miracle Marrow Matches  
244 S. San Pedro St., Suite 503  
Los Angeles, CA 90012  
Tel: (888) 236-4673  
Email: [a3m@ltsc.org](mailto:a3m@ltsc.org)  
Website: <http://www.asianmarrow.org/>

Asian Liver Center, Stanford School  
of Medicine  
Grant Building, Room S085  
Stanford University Medical Center  
300 Pasteur Drive  
Stanford, CA 94305

Tel: (650) 725-4837  
Email: [asianlivercenter@stanford.edu](mailto:asianlivercenter@stanford.edu)  
Website: <http://liver.stanford.edu/>

Asian & Pacific Islander Wellness Center  
730 Polk Street, 4th Floor  
San Francisco, CA 94109  
Tel: (415) 292-3400  
Website: <http://www.apowellness.org/>

Association of Asian Pacific Community  
Health Organizations  
300 Frank H. Ogawa Plaza, Suite 620  
Oakland, CA 94612  
Tel: (510) 272-9536  
Website: <http://www.aapcho.org/>

Center for the Pacific Asian Family  
543 N. Fairfax Ave., Suite 108  
Los Angeles, CA 90036  
Tel: (323) 653-4045  
Email: [contact@cpaf.info](mailto:contact@cpaf.info)  
Website: <http://www.cpaf.info/>

Chinatown Public Health Center  
1490 Mason St.  
San Francisco, CA 94113  
Tel: (415) 364-7600  
Website: <http://www.sfdph.org/dph/comupg/oservices/medSvs/hlthCtrs/ChinatownHlthCtr.asp>

Chinese Community  
Health Resource Center  
835 Jackson St., Room 425  
San Francisco, CA 94133  
Tel: (415) 677-2473  
Website: <http://cchrhealth.org/>

Korean American Family Service Center  
3727 W. 6th Street, Suite 320  
Los Angeles, CA 90020  
Tel: (213) 389-6755  
Email: [admin@kafsccla.org](mailto:admin@kafsccla.org)  
Website: <http://www.kafsccla.org/>

Mabuhay Health Center  
1010 Mission St. Suite B  
San Francisco, CA 94103  
(415) 633-6421  
Email: [info@mabuhayhealthcenter.org](mailto:info@mabuhayhealthcenter.org)  
Website: [www.mabuhayhealthcenter.org](http://www.mabuhayhealthcenter.org)

National Asian Women's  
Health Organization  
4900 Hopyard Rd., Suite 100  
Pleasanton, CA 94588  
Tel: (925) 468-4120  
Email: [info@nawho.org](mailto:info@nawho.org)  
Website: <http://www.nawho.org/>

Orange County Asian & Pacific Islander  
Community Alliance  
12900 Garden Grove Blvd., Suite 214A  
Garden Grove, CA 92843  
Tel: (714) 636-9095  
Email: [ocapica@ocapica.org](mailto:ocapica@ocapica.org)  
Website: <http://www.ocapica.org/>

Paul Hom Asian Clinic  
600 Broadway St.  
Sacramento, CA 95818  
Tel: (916) 445-0370  
Email: [phac600@gmail.com](mailto:phac600@gmail.com)  
Website: [http://cim.ucdavis.edu/clinics/Asian\\_Clinic/index.htm](http://cim.ucdavis.edu/clinics/Asian_Clinic/index.htm)

Filipino Community Cancer Collaborative  
Email: [info@filipinocollaborative.org](mailto:info@filipinocollaborative.org)  
Website: [www.filipinocollaborative.org](http://www.filipinocollaborative.org)

Saath, USA  
Tel: (866) 459-8474  
Email: [saathusa@saathusa.org](mailto:saathusa@saathusa.org)  
Website: [www.saathusa.org](http://www.saathusa.org)

South Asian Network  
18173 S. Pioneer Blvd., Suite I  
Artesia, CA 90701  
Tel: (562) 403-0488  
Email: [saninfo@southasiannetwork.org](mailto:saninfo@southasiannetwork.org)  
Website: <http://www.southasiannetwork.org/>

## CULTURAL ORGANIZATIONS

Cambodian Association of America  
2390 Pacific Ave.  
Long Beach, CA 90806  
Tel: (562) 988-1863  
Email: [caa@cambodian.com](mailto:caa@cambodian.com)  
Website: <http://www.cambodian.com/caa/>

Chinese Culture Center of San Francisco  
750 Kearny St., Third Floor  
San Francisco, CA 94108  
Tel: (415) 986-1822  
Email: [info@c-c-c.org](mailto:info@c-c-c.org)  
Website: <http://www.c-c-c.org/>

Diablo Valley Chinese  
Cultural Association  
P.O. Box 3303  
Walnut Creek, CA 94598  
Email: [info@dvcca.org](mailto:info@dvcca.org)  
Website: <http://www.dvcca.org/>

Japanese American Citizens League,  
National Headquarters  
1765 Sutter St.  
San Francisco, CA 94115  
Tel: (415) 921-5225  
Email: [jacl@jacl.org](mailto:jacl@jacl.org)  
Website: <http://www.jacl.org/>

Japanese Cultural and Community  
Center of Northern California  
1840 Sutter St.  
San Francisco, CA 94115  
Tel: (415) 567-5505  
Website: <http://www.jccnc.org/>

Kearny Street Workshop  
1436 Howard St.  
San Francisco, CA 94103  
Tel: (415) 503-0520  
Email: [info@kearnystreet.org](mailto:info@kearnystreet.org)  
Website: <http://kearnystreet.org/>

Korean American Coalition  
Email: [info@kacsf.org](mailto:info@kacsf.org)  
Website: <http://www.kacsf.org/>

Korean Center, Inc.  
1362 Post St.  
San Francisco, CA 94109  
Tel: (415) 441-1881  
Email: [info@koreannet.org](mailto:info@koreannet.org)  
Website: <http://www.koreannet.org/>

Pacific Islanders' Cultural Association  
1016 Lincoln Blvd, Suite 5  
San Francisco, CA 94129  
Tel: (415) 281-0221  
Email: [info@pica-org.org](mailto:info@pica-org.org)  
Website: <http://www.pica-org.org/>

Philippine Nurses Association of San  
Diego County  
P.O. Box 881114  
San Diego, CA 92168  
Tel: (619) 235-5502  
Website: <http://www.pnasd.org/>

Samoan Community Development  
Center  
2055 Sunnydale Ave  
San Francisco, CA 94134  
(415) 841-1086  
Email: [scdc\\_sf@pacbell.net](mailto:scdc_sf@pacbell.net)  
Website: [www.samoancenters.org](http://www.samoancenters.org)

Taiwanese American Citizens League  
4988 Paseo Padre Pkwy, Suite 101  
Fremont, CA 94555  
Email: [tacl-sf@tacl.org](mailto:tacl-sf@tacl.org)  
Website: <http://www.sfba.tacl.org/>

Taulama for Tongans  
1650 South Amphlett Blvd., Suite 105  
San Mateo, CA 94402  
Tel: (650) 372-0806  
website: [www.facebook.com/taulamafortongans](http://www.facebook.com/taulamafortongans)

The Cambodian Family  
1111 E. Wakeham Ave., Suite E  
Santa Ana, CA 92705  
Tel: (714) 571-1966  
Website: <http://www.cambodianfamily.org/>

United Cambodian Community, Inc.  
2201 E. Anaheim St., Suite 200  
Long Beach, CA 90804  
Tel: (562) 433-2490  
Website: <http://ucclb.org/>

## CANCER SUPPORT GROUPS

American Cancer Society, Northern  
California Chinese Unit  
39235 Liberty St., D-0  
Fremont, CA 94538  
Tel 1: (510) 797-0600  
Tel 2: (888) 566-6222

American Cancer Society, Vietnamese  
Support Group  
225 N. Jackson Ave.  
San Jose, CA 95116  
Tel: (408) 688-0119  
Website: [www.cancer.org](http://www.cancer.org)

Asian American Cancer Support  
Network  
P.O. Box 2919  
Sunnyvale, CA 94087  
Email: [info@aacsnet.org](mailto:info@aacsnet.org)  
Website: <http://www.aacsnet.org/>

Asian American Senior Citizens  
Service Center  
850 N. Birch St.  
Santa Ana, CA 92701  
Tel: (714) 560-8877  
Website: <http://www.aascsc.org>

Cameron House  
920 Sacramento St.  
San Francisco, CA 94108  
Tel: (415) 781-0401  
Fax: (415) 781-0605  
Website: [www.cameronhouse.org](http://www.cameronhouse.org)

Chinatown Public Health Center  
1490 Mason St.  
San Francisco, CA 94133  
Tel: (415) 364-7908  
Website: <http://www.sfdph.org/dph/comupg/oservices/medSvs/hlthCtrs/ChinatownHlthCtr.asp>

Guam Communications Network  
4201 Long Beach Blvd., Suite 218  
Long Beach, CA 90807  
Tel: (562) 989-5690  
Fax (562) 989-5694  
Email: [gcn@guamcomnet.org](mailto:gcn@guamcomnet.org)  
Website: <http://www.guamcomnet.org/>

Herald Cancer Association  
715 E. Mission Rd.  
San Gabriel, CA 91776  
Tel: (626) 286-2600  
Website: [www.cchc.org](http://www.cchc.org)

Herald Cancer Care Network  
211 Topaz St.  
Milpitas, CA 95035  
Tel: (408) 263-8585  
Website: [cancer.cchc.org](http://cancer.cchc.org)

Hmong Women's Heritage Association  
2245 Florin Rd.  
Sacramento, CA 95822  
Tel: (916) 394-1405  
Fax: (916) 392-9326  
Email: [info@hmongwomenheritage.org](mailto:info@hmongwomenheritage.org)  
Website: <http://www.hmongwomenheritage.org/>

Korean Health, Education, Information,  
and Research Center  
3727 West 6th St., Suite 200  
Los Angeles, CA 90020  
Tel: (213) 637-1070  
Fax: (213) 251-8647  
Email: [info@lakheir.org](mailto:info@lakheir.org)  
Website: <http://www.lakheir.org>

Little Tokyo Service Center  
231 E. 3rd St., Suite G-106  
Los Angeles, CA 90013  
Tel: (213) 473-3030  
Fax: (213) 473-3031  
Website: <http://www.ltsc.org/>

Nhan Hoa Clinic  
Women's Support Group  
14221 Euclid St., Suite H  
Garden Grove, CA 92843  
Tel: (714) 539-9999  
Email: [nhanhoa@nhanhoa.org](mailto:nhanhoa@nhanhoa.org)  
Website: <http://www.nhanhoa.org>

Pacific Islander Health Partnership  
9351 Tidewater Circle  
Huntington Beach, CA 92646  
Tel: (714) 968-1785  
Website: <http://www.pacificislanderhealthpartnership.org/>

Pilipino Senior Resource Center  
953 Mission St., Suite 61  
San Francisco, CA 94103  
Tel: (415) 278-0484  
Fax: (415) 278-9613  
Email: [pilsen.resourcectr@sbcglobal.net](mailto:pilsen.resourcectr@sbcglobal.net)



# REFERENCES

All data taken from 2009-2011 American Community Survey unless stated otherwise. For more information go to [www.census.gov](http://www.census.gov).

<sup>1</sup> Gomez, Scarlett Lin, Lihua Liu, Anne-Michelle Noone, Steve Scoppa, James T. Gibson, Daphne Lichtensztajn, Kari Fish, Lynne R. Wilkens, Marc T. Goodman, Cyllene Morris, Sandy Kwong, Dennis Deapen, and Barry A. Miller. *Cancer Incidence Trends Among Asian Americans in the United States, 1990–2008*. JNCI Journal of the National Cancer Institute. 22 July 2013. Available at: <http://jnci.oxfordjournals.org/content/105/15/1096.full?sid=37d9b8cc-cee0-45b6-bbb9-d82dbf4a4a9>

<sup>2</sup> Gomez, Scarlett Lin, Lihua Liu, Anne-Michelle Noone, Steve Scoppa, James T. Gibson, Daphne Lichtensztajn, Kari Fish, Lynne R. Wilkens, Marc T. Goodman, Cyllene Morris, Sandy Kwong, Dennis Deapen, and Barry A. Miller. *Cancer Incidence Trends Among Native Hawaiians and Other Pacific Islanders in the United States, 1990–2008*. JNCI Journal of the National Cancer Institute. 22 July 2013. Available at: <http://jnci.oxfordjournals.org/content/105/15/1086.full?sid=37d9b8cc-cee0-45b6-bbb9-d82dbf4a4a9>

<sup>3</sup> Heron M. *Deaths: Leading causes for 2009*. National vital statistics reports; vol 61 no 7. Hyattsville, MD: National Center for Health Statistics. 2012. Available at: [http://www.cdc.gov/nchs/data/nvsr/nvsr61/nvsr61\\_07.pdf](http://www.cdc.gov/nchs/data/nvsr/nvsr61/nvsr61_07.pdf)

<sup>4</sup> Klabunde, Carrie N., Martin Brown, Rachel Ballard-Barbash, Mary C. White, Trevor Thompson, Marcus Plescia, and Sallyann Sallyann Coleman King. *Cancer Screening- United States, 2010*. Centers for Disease Control and Prevention. Centers for Disease Control and Prevention, 27 Jan. 2012. Available at: [http://www.cdc.gov/mmwr/preview/mmwrhtml/mm6103a1.htm?s\\_cid=mm6103a1\\_w](http://www.cdc.gov/mmwr/preview/mmwrhtml/mm6103a1.htm?s_cid=mm6103a1_w)

<sup>5</sup> Asian Pacific American Legal Center. *A Community of Contrasts Asian Americans, Native Hawaiians and Pacific Islanders in California*. Los Angeles, CA: Asian Pacific American Legal Center, 2013. Available at: <http://www.apalc.org>

<sup>6</sup> U.S. Cancer Statistics Working Group. *United States Cancer Statistics: 1999–2009 Incidence and Mortality Web-based Report*. Atlanta: U.S. Department of Health and Human Services, Centers for Disease Control and Prevention and National Cancer Institute; 2013. Available at: <http://apps.ncccd.cdc.gov/uscs/toptencancers.aspx>

<sup>7</sup> American Cancer Society, California Division and Public Health Institute, California Cancer Registry. *California Cancer Facts and Figures 2013*. Oakland, CA: American Cancer Society, Inc. California Division, October 2012. Available at: [http://www.ccrca.org/pdf/Reports/ACS\\_2013.pdf](http://www.ccrca.org/pdf/Reports/ACS_2013.pdf)