

NATIONAL CANCER TRENDS FOR AAs AND NHPIS^{[1][2][3]}

National cancer trends (1990-2008) among Native Hawaiians and Pacific Islanders (NHPIS) and Asian Americans (AAs) identified persistent cancer disparities and new ethnic-specific issues. NHPIS share a similar burden in common cancers such as breast, prostate, lung, and colorectal as non-Hispanic Whites (NHW), but they face higher risks from cancers such as stomach, liver, and uterus. In addition, NHPIS have higher cancer incidence rates compared to AAs. Increasing cancer incidence rates among Samoans and Guamanians/Chamorros and differences for Native Hawaiians in Hawai'i versus the mainland are key areas of concern. Further understanding social factors such as migration, acculturation, and geography may provide insights for reducing NHPIS cancer disparities.

According to CDC, Asian Americans are the only racial group in which cancer is the leading cause of death. Among most AAs, breast cancer was the most common cancer, followed by prostate, lung, colorectal, liver, and stomach cancers. AAs continue to experience the lowest screening rates (breast, cervical, colorectal cancers) compared to all other racial groups. Disparities in cancer incidence and mortality after diagnosis are more evident among foreign-born, low income AAs and those living in ethnic enclaves. Targeted ethnic-specific community prevention and screening efforts are critical to reducing AA cancer disparities.

IMPACT OF CANCER ON AAs AND NHPIS^{[1][2][4]}

- Among NHPIS women, increase in cancer incidence was found in breast, uterine, and colorectal cancers among Samoan women.
- Among NHPIS, increase in overall cancer incidence was found among Guamanians/Chamorros.
- Samoan women experienced higher rates of stomach (4.8 times) and uterine (3.3 times) cancers compared to Non-Hispanic White women.
- Samoan men experienced higher rates of liver (3.8 times), stomach (2.8 times), and lung (1.3 times) cancers compared to Non-Hispanic White men.
- Among AAs, screening rates for breast (64.1%), cervical (75.4%), and colorectal (46.9%) cancer were the lowest compared with all other racial groups.
- Among AA women, increasing cancer incidence were found in uterine (Asian Indians, Chinese, Filipina, Japanese), colorectal (Koreans, Laotians, Vietnamese), lung (Filipinas, Koreans), thyroid (Filipinas), and breast cancer (most AAs).
- Among AA men, increasing cancer incidence were found for prostate (Asian Indians and Pakistanis, Filipinos, Koreans, Kampuchean), liver (Filipinos, Vietnamese, Kampuchean), and colorectal (Koreans) cancers.
- Southeast Asian women: Kampuchean (24.8), Laotian (23.7), and Vietnamese (20.9) women have the higher rates of liver cancer compared with Non-Hispanic White women.
- Southeast Asian men: Laotian (64.5), Vietnamese (58.5), and Kampuchean (52.7) have the higher rates of liver cancer compared with Non-Hispanic White men.

HAWAI`I'S STATE POPULATION (ALONE)

Race (alone)	Population 2009 - 2011	Percent
White	338,060	24.83%
African American	22,183	1.63%
American Indian and Alaska Native	3,057	0.22%
Asian American	524,587	38.53%
Native Hawaiian and Pacific Islander	130,495	9.58%
Other Race	15,484	1.14%
Two or more races	327,762	24.07%
Total	1,361,628	100.00%

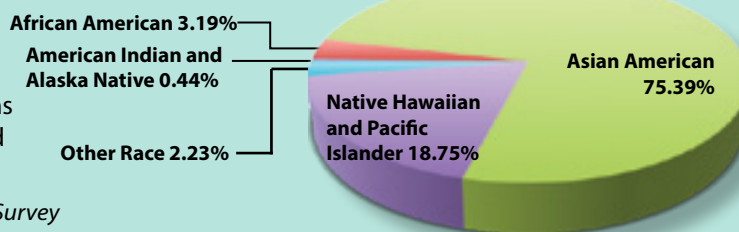
Source: U.S. Census Bureau, 2009-2011 American Community Survey

- 9% (122,549) of Hawai`i's population is Hispanic or Latino. (Federal agencies only recognize five race categories: White, African American, American Indian and Alaska Native, Asian American, and Native Hawaiian and Pacific Islander. The federal government considers race and Hispanic/Latino origin to be two separate and distinct concepts.)

HAWAI`I'S MINORITY POPULATION

In 2011, Hawai`i's largest minority populations were Asian, Native Hawaiian and Pacific Islander. The largest concentration of Asian Americans and of Native Hawaiians and Pacific Islanders was in Honolulu County (79.88% and 68.30% respectively).

Source: U.S. Census Bureau, 2009 - 2011 American Community Survey



HAWAI`I'S ASIAN AMERICAN POPULATION (ALONE)

Asian American Group	Population 2005-2007	Population 2009-2011	Percent 2009- 2011	Percent Change
Asian Indian	1,846	2,495	0.48%	35.16%
Bangladeshi	0	0	0.00%	0.00%
Cambodian	554	563	0.11%	1.62%
Chinese, except Taiwanese	52,340	58,266	11.11%	11.32%
Filipino	180,446	196,151	37.39%	8.70%
Hmong	231	0	0.00%	-100.00%
Indonesian	144	1,157	0.22%	703.47%
Japanese	195,234	184,515	35.17%	-5.49%
Korean	23,091	23,626	4.50%	2.32%
Laotian	1,756	2,346	0.45%	33.60%
Malaysian	164	197	0.04%	20.12%
Pakistani	132	16	0.00%	-87.88%
Sri Lankan	124	85	0.02%	-31.45%
Taiwanese	261	1,077	0.21%	312.64%
Thai	1,734	2,211	0.42%	27.51%
Vietnamese	9,362	9,182	1.75%	-1.92%
Other Asian	39,217	42,117	8.03%	7.39%
Other Asian, not specified	670	583	0.11%	-12.99%
Total	507,306	524,587	100.00%	3.41%

Source: U.S. Census Bureau, 2005-2007, 2009-2011 American Community Survey

Almost 40% of Hawai`i's population is Asian American. The largest Asian groups are Filipino (37.39%) followed by Japanese (35.17%), and Chinese (11.11%). Indonesian and Taiwanese groups are the fastest growing Asian communities from 2006 to 2011.

HAWAI`I'S NATIVE HAWAIIAN AND PACIFIC ISLANDER POPULATION (ALONE)

NHPI Group	Population 2005-2007	Population 2009-2011	Percent 2009-2011	Percent Change
Native Hawaiian	75,278	76,994	59.00%	2.28%
Samoan	9,824	18,876	14.46%	92.14%
Tongan	3,097	4,763	3.65%	53.79%
Guamanian or Chamorro	1,938	1,919	1.47%	-0.98%
Fijian	706	170	0.13%	-78.78%
Other Melanesians*	95	24	0.02%	-74.74%
Other Pacific Islander	18,258	27,773	21.28%	53.96%
Total	10,9101	130,495	100.00%	19.61%

Source: U.S. Census Bureau, 2005-2007, 2009-2011 American Community Survey

* Other Melanesians included those from Papua New Guinea, Solomon Islands, and Vanuatu.

In Hawai`i, 9.58% of the population are Native Hawaiian and Pacific Islander. Native Hawaiians are the largest population with about 60% of the state's NHPI population. Samoans are one of the fastest growing NHPI groups.

LANGUAGES SPOKEN

Asian Americans, Native Hawaiians and Pacific Islanders speak over 100 languages and dialects. In Hawai'i, 85% (271,486) of native Asian Americans and 11% (186,625) of foreign-born Asian Americans speak English only. Of Asian Americans who speak other language(s) besides English, 31% (14,846) of natives and 57% (106,876) of foreign-born speak English less than well.

Source: U.S. Census Bureau, 2009-2011 American Community Survey

INCOME

Group	Median Family Income	Per Capita Income
AA	\$83,001	\$30,261
NHPI	\$59,097	\$18,491
White	\$79,626	\$38,535
HI	\$77,385	\$28,330

In Hawai'i, Asian Americans have the greatest median family income, but they have a lower per capita income than whites due to more individuals residing in an Asian household. Native Hawaiian and Pacific Islanders have the lowest median income and per capita income, which is \$18,491 and \$9,839 less than the average family in Hawai'i.

Source: U.S. Census Bureau, 2009-2011 American Community Survey

EDUCATIONAL ATTAINMENT

Population 25 years and over	HI	AA	NHPI
Less than high school diploma	9.80%	13.17%	13.22%
High school graduate (includes equivalency)	28.70%	27.30%	43.01%
Some college or associate's degree	32.20%	29.13%	32.08%
Bachelor's degree or higher	29.40%	30.40%	11.69%

Asian Americans have a lower level of educational attainment than the state average. Less than half of Native Hawaiian and Pacific Islanders are high school graduates, and they also have a significantly lower proportion of individuals who hold bachelor's degrees or higher than the state average.

Source: U.S. Census Bureau, 2009-2011 American Community Survey

HEALTH INSURANCE COVERAGE

Group	Number of Individuals Uninsured	Percent
AA	30,360	5.87%
NHPI	12,764	9.96%
White	27,919	8.98%
Hawai'i	95,985	7.32%

From 2009-2011, 5.87% of Asian Americans and 9.96% of Native Hawaiian and Pacific Islanders in Hawai'i were uninsured. The uninsured rate for all state residents was 7.32%. Asian Americans, Native Hawaiian and Pacific Islanders make up 48.11% of Hawaii's total population and 45.09% of the total uninsured population.

Source: U.S. Census Bureau, 2009-2011 American Community Survey

TOP 5 CANCER SITES: 2009, MALE AND FEMALE, HAWAI`I⁵

NOS = not otherwise specified, IBD = intrahepatic bile duct

Incidence (Rates per 100,000)

Rank	All Races	White	AA & NHPI
1	Female Breast 136.6	Female Breast 142.6	Female Breast 132.9
2	Prostate 117.2	Prostate 134.8	Prostate 96.4
3	Lung & Bronchus 49.6	Melanomas of the Skin 58.9	Colon & Rectum 47.5
4	Colon & Rectum 48.6	Lung & Bronchus 53.6	Lung & Bronchus 47.4
5	Corpus & Uterus, NOS 32.9	Colon & Rectum 46.3	Corpus & Uterus, NOS 33.5

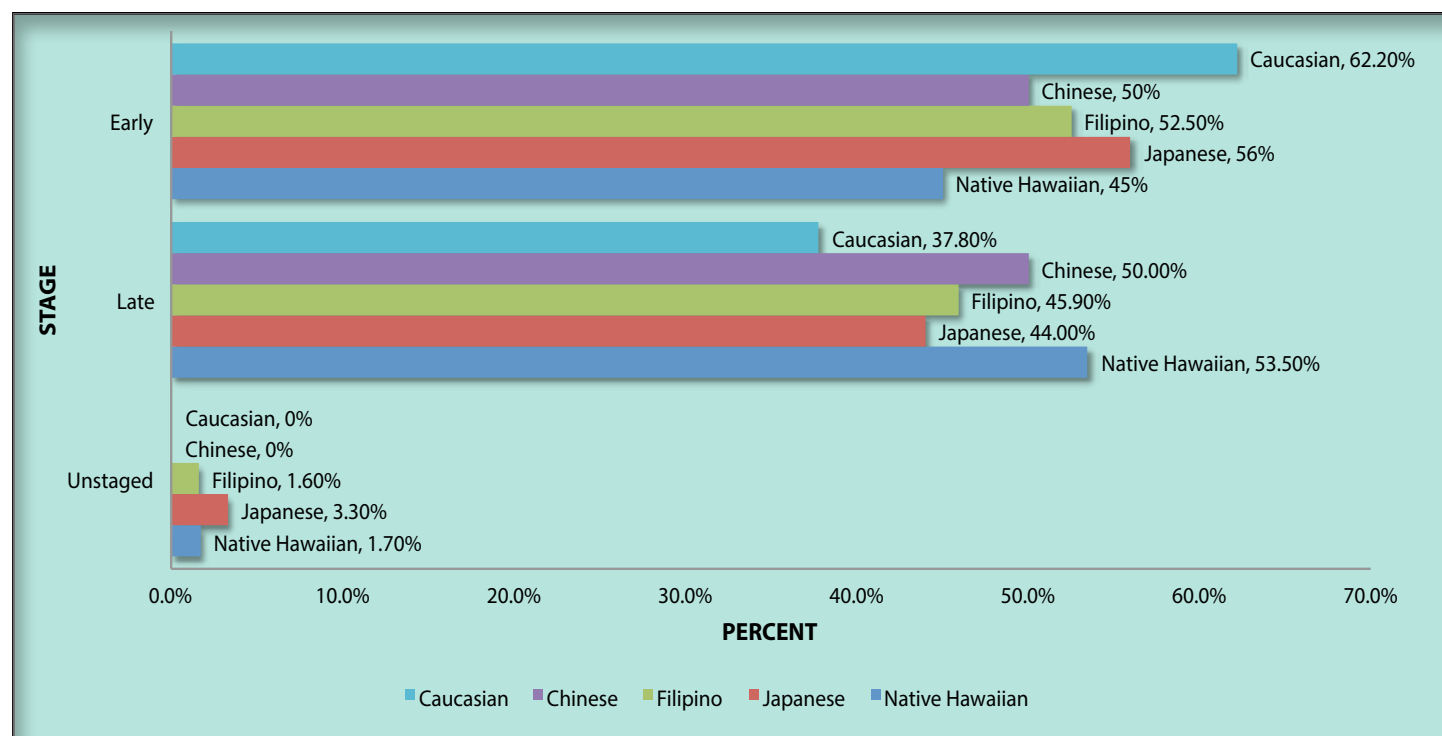
Mortality (Rates per 100,000)

Rank	All Races	White	AA & NHPI
1	Lung & Bronchus 35.3	Lung & Bronchus 43.2	Lung & Bronchus 32.7
2	Female Breast 16.3	Prostate 24.3	Female Breast 13.8
3	Prostate 15.7	Female Breast 23.5	Colon & Rectum 13.6
4	Colon & Rectum 13.8	Colon & Rectum 14.7	Prostate 13.0
5	Pancreas 12	Pancreas 12.7	Pancreas 11.6

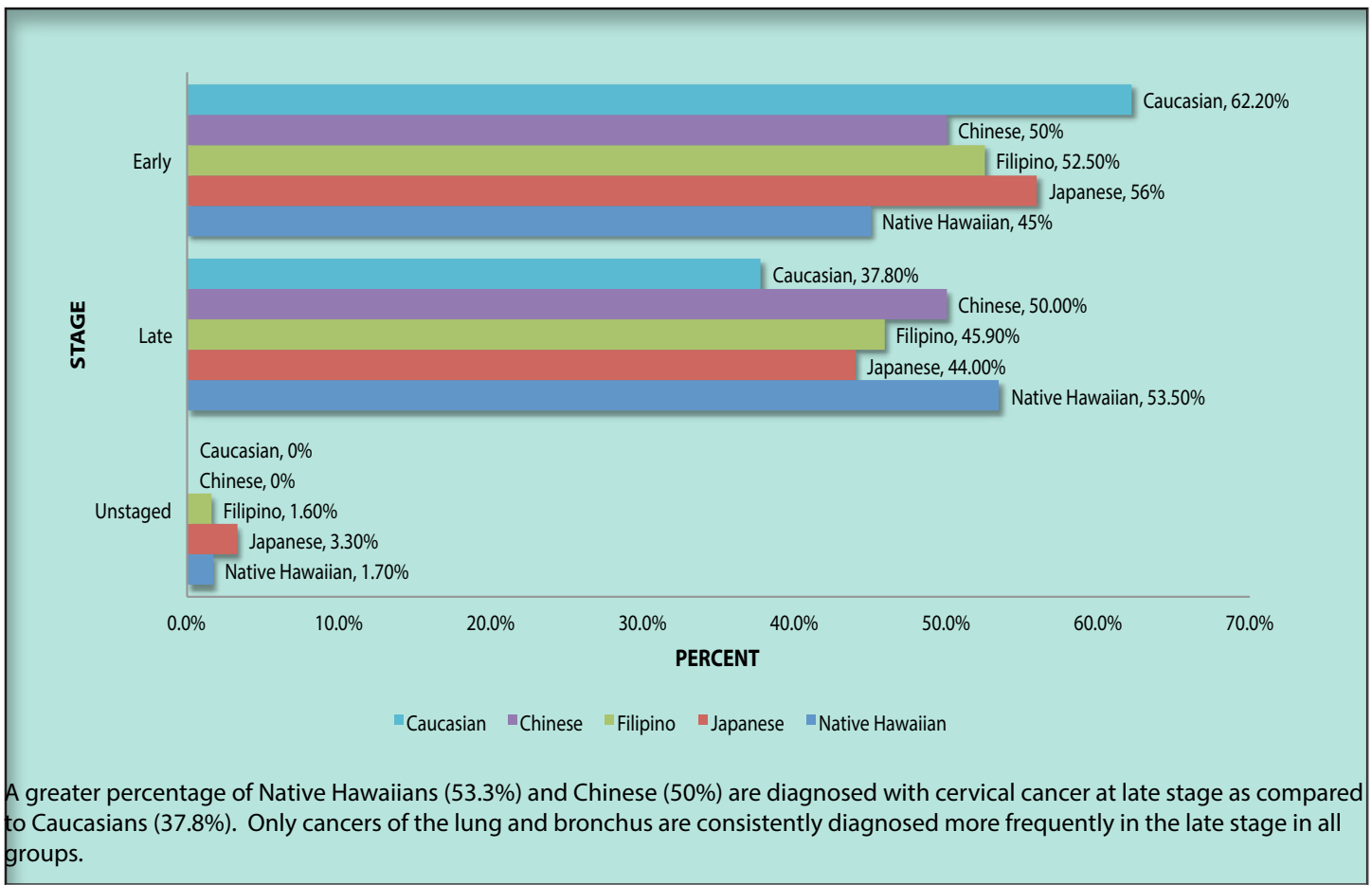
Source: Centers for Disease Control and Prevention, U.S. Cancer Statistics Working Group

The same cancers that are prevalent in whites also affect AAs and NHPIs, with the exception of melanomas. Mortality is also caused by the same cancer sites: lung & bronchus, breast, prostate, colorectal, and pancreas.

PERCENT OF TOTAL CASES BY STAGE AT DIAGNOSIS BY RACE/ETHNICITY, CERVICAL CANCER, HAWAI`I 2000-2005⁶



PERCENT OF TOTAL CASES BY STAGE AT DIAGNOSIS BY RACE/ETHNICITY, LUNG AND BRONCHUS CANCER, HAWAI`I 2000-2005⁶



TOP 5 CANCER COUNTS AND RATES BY SEX AND GEOGRAPHIC LOCATION, HAWAI`I 2002-2008^{[6][7]}

Lung = lung and bronchus, CRC = colon and rectum, NHL = non-Hodgkin lymphoma, Uterus = corpus uteri and uterus, not otherwise specified

Native Hawaiian Male

Rank	Cancer Site	Hawai`i Count (Rate)	Mainland Count (Rate)
1	Prostate	566 (102.7)	119 (117.1)
2	Lung	497 (85.9)	48 (49.2)
3	CRC	345 (55.4)	65 (69.9)
4	Stomach	84 (14.8)	12 (13.7)
5	NHL	111 (17.5)	21 (20.0)

Native Hawaiian men living in Hawai`i display significantly higher incidence rates for lung cancer and lower incidence rates for prostate, CRC, and NHL cancers than those who are living on the mainland. Geographic location seems to play a part in cancer incidence among Native Hawaiian men.

Native Hawaiian Female

Rank	Cancer Site	Hawai`i Count (Rate)	Mainland Count (Rate)
1	Breast	1125 (142.9)	159 (116.2)
2	Lung	423 (54.6)	43 (36.3)
3	CRC	246 (31.3)	43 (39.6)
4	Uterus	298 (37.7)	42 (27.0)
5	Pancreas	110 (13.9)	14 (14.0)

Native Hawaiian women living in Hawai`i display higher incidence rates for breast, lung, and uterus cancer and slightly lower incidence rates for CRC and pancreas cancers than those who are living on the mainland. Native Hawaiian women in Hawai`i seem to be at higher risk for almost all cancers than those who live in the mainland.


ACKNOWLEDGEMENTS

APIAHF would like to thank the following authors and contributors who made this Cancer Health Briefs Project possible:

Roxanna Bautista	Brianna Loughbridge
Alison Chang	Trixy Joy Manansala
Michelle Chang	Mavis Nitta
Becky Lee	Trish Quema
Scarlett Lin Gomez	Winston Tseng

FOR MORE INFORMATION, CONTACT

Asian & Pacific Islander American Health Forum
Asian & Pacific Islander National Cancer Survivors Network
450 Sutter Street, Suite 600, San Francisco, CA 94108
Tel: (415) 954-9988
Email: APINCSN@apiahf.org
Websites: www.apiahf.org and www.apincsn.org
Like us! www.facebook.com/apincsn



STATE PROGRAMS

Hawai'i Breast and Cervical Cancer Program
601 Kamokila Boulevard, #344
Kapolei, HI 96707
Tel: (808) 692-7460
Website: <http://hawaii.gov/health/family-child-health/chronic-disease/hcccp/index.html>

Hawai'i Comprehensive Cancer Control Program
601 Kamokila Boulevard, #344
Kapolei, HI 96707
Tel: (808) 692-7480
Email: hcccp@doh.hawaii.gov
Website: <http://hawaii.gov/health/family-child-health/chronic-disease/hcccp/index.html>

HEALTH SERVICES

Cancer Research Center of Hawai'i
1236 Lauhala St., Suite 510
Honolulu, HI 96813
Tel: (808) 586-3010
Website: <http://www.crch.org/>

Castle Medical Center – Oncology Clinic
640 'Ulukahiki St.
Kailua, HI 96734
Tel: (808) 263-5275

Hawaii Children's Cancer Foundation
1814 Liliha Street
Honolulu, HI 96817
Tel: (808) 528-5161
Email: info@hccf.org
Website: <http://www.hccf.org/>

Hawaii Pacific Health – Oncology Services
Website: <http://www.hawaiipacifichealth.org/oncology-services/hawaii-oncology-cancer-center.aspx>

Kalihi-Palama Health Center
915 North King St.
Honolulu, HI 96817
Tel: (808) 848-1438
Website: <http://www.kphc.org/links/cancer-resources/>

Kona Community Hospital
– Infusion & Cancer Care Center
79-1019 Haukapila St.
Kealahou, HI 96750
Website: <http://www.kch.hpsc.org/>

Leeward Radiation Oncology
91-2135 Fort Weaver Road
Ewa Beach, HI 96706
Tel: (808) 678-9000
Email: information@lrohawaii.com
Website: <http://www.lrohawaii.com/>

Pacific Cancer Foundation
227 Mahalani Street, Suite 99
Wailuku, HI 96793
Website: <http://www.pacificcancerfoundation.com/>

Queen's Medical Center – Cancer Services
1301 Punchbowl Street
Honolulu, HI 96813
Tel: (808) 545-8777
Email: cancer@queens.org
Website: <http://www.queensmedicalcenter.net>

CANCER SUPPORT GROUPS

American Cancer Society
Reach to Recovery (Breast Cancer)
2370 Nuuanu Ave.
Honolulu, HI 96817-1714
Tel: (808) 595-7544; (888) 227-7107
Fax: (808) 595-7502
Website: <http://www.cancer.org/>

Castle Medical Center
Kailua Wellness Center
Brain Tumor Support Group
640 `Ulukahiki St.
Kailua, HI 96734
Tel: (808) 263-5400
Website: <http://www.castlemed.org>

Hawai`i Department of Health Breast and Cervical
Cancer Control Program
601 Kamokila Blvd., Room 344
Kapolei, HI 96707
Tel: (808) 692-7480
Fax: (808) 692-7461
E-mail: hcccp@doh.hawaii.gov
Website: <http://hawaii.gov/health/family-child-health/chronic-disease/index.html>

Hawai`i Medical Center, Cancer Screening and
Education Program
2230 Liliha Street, MM Building Basement
Honolulu, HI 96817
Tel: (808) 547-6889
Fax: (808) 547-6480
Email: ttoomata-mayer@hawaiiimedcen.com
Website: www.hawaiiimedcen.com

Hawai`i Pacific Oncology Center
H 1285 Waianuenue Avenue
Hilo, HI 96720
Tel: (808) 933-0625 x44
Fax: (808) 974-6864
Email: hdupont@hhsc.org
Website: www.hhsc.org/easthi/hmc/

Here We Go Again (Metastatic and Recurrent Breast
Cancer Support Group)
O`ahu
Tel: (808) 637-3388; (808) 689-4036; (808) 946-9473

Ho`ola Cancer Exercise Wellness Program
25 Maluniu Avenue, Suite #102, PMB 166
Kailua, HI 96734
Phone: (808) 284-5150
Email: karenmerrill@cancerexercisewellness.org
Website: www.cancerexercisewellness.org

Hui Mālama Ola Nā `Ōiwi
69 Railroad Ave. Suite A3
Hilo HI 96720
Phone: (808) 969-9220
Website: <http://huimalamaolanaoiwi.org/>

Imi Hale
Native Hawaiian Cancer Network
A Program of Papa Ola Lokahi
894 Queen St.
Honolulu, HI 96813
Tel: (808) 597-6558
Website: <http://www.imihale.org>

Kalihi-Palama Health Center
915 North King Street
Honolulu, HI 96817
Phone: (808) 848-1438
Fax: (808) 845-2413
Website: www.kphc.org

Kapi`olani Women's Center
Ovarian Cancer Support Group
1907 S. Beretania St.
Honolulu, HI 96826
Tel: (808) 535-7000; (808) 973-5967
Fax: (808) 973-3016
Website: <http://www.kapiolaniwoman.org>
Contact: Beth Kupper-Herr

Kapi`olani Medical Center
Healthy Living with Breast Cancer
1907 S. Beretania St., 5th Floor
Honolulu, HI 96826
Tel: (808) 973-5967
Website: <http://www.kapiolani.org>

Kapi`olani Medical Center at Pali Momi
Hui Malama Kako`o
98-1079 Moanalua Rd.
Aiea, HI 96701
Tel: (808) 485-4548
Website: <http://www.kapiolani.org>

Ke Ola Hou O Lana`i
PO Box 630713
Lana`i City, HI 96763
Tel: (808) 565-7204
Fax: (808) 565-9319
Email: aku@aloha.net
Website: www.napuuwai.com

Kuakini Medical Center
Prostate Cancer Support Group
347 N. Kuakini St.
Honolulu, HI 96817
Tel: (808) 536-2236

Native Hawaiian Health Care Systems
Na Pu`uwai Cancer Support Group
P.O. Box 130
Kaunakakai, HI 96748
Tel: (808) 560-3653

Nuuanu Congregational Church
2651 Pali Highway
Honolulu, HI 96817
Tel: (808) 595-7544

Pacific Cancer Foundation
Cameron Center, Room 28-3B (lower level)
95 Mahalani St.
Wailuku, HI 96793
Tel: (808) 243-2999

Papa Ola Lokahi
894 Queen Street, 1st Floor
Honolulu, HI 96813
Tel: (808) 526-1700
Email: jtsark@papaolalokahi.org
Website: www.imihale.org

Queens Cancer Center
Breast Cancer Support Group
Ovarian Cancer Support Group
1301 Punchbowl St.
Honolulu, HI 96813
Tel: (808) 585-8777
E-mail: cancer@queens.org
Website: <http://www.queens.org>

Queen's Women's Health Center
1301 Punchbowl Street
Honolulu, HI 96813
Tel: (808) 537-7555
Website: www.queensmedicalcenter.net

Steelsmith Natural Health Center
438 Hobron Lane, Suite V-3
Honolulu, HI 96815
Phone: (808) 943-0330
Website: www.steelsmithhealth.com

Straub Clinic & Hospital
Prostate Cancer Support Group
888 S. King St.
Honolulu, HI 96813
Tel: (808) 522-4325
Website: <http://www.straubhealth.com>

Tripler Army Medical Center – Medical Specialty Clinic
Breast Cancer Support Group
1 Jarrett White Rd.
Honolulu, HI 96819
Tel: (808) 433-6661

University of Hawai`i Cancer Center
677 Ala Moana Boulevard,
Gold Bond Building, Suite 901
Honolulu, HI 96813
Tel: (808) 586-3010
Website: www.crch.org

Us TOO, East Hawai`i (Prostate Cancer)
Café 100 AIA Hall
Tel: (808) 935-2723

Us TOO, Kuakini Hospital (Prostate Cancer)
Tel: (808) 521-2630

Us TOO, Pali Momi (Prostate Cancer)
Kapiolani Medical Center at Pali Momi
Tel: (808) 484-1529

PROFESSIONAL ORGANIZATIONS

Philippine Nurses Association, Hawai'i
95-1008 Hololea St
Mililani, HI 96789
Tel: (808) 391-0798
Email: pna_hawaii@yahoo.com
Website: <http://www.pnahawaii.org/>

NATIONAL CANCER AFFILIATES

American Cancer Society – East Hawai'i Unit
614 Kilauea Avenue, Suite 2
Hilo, HI 96720
Tel: (808) 935-9763
Website: <http://www.cancer.org/>

American Cancer Society – County of Kauai
4371-C Puaole St.
Lihue, HI 96766
Tel: (808) 245-2942
Website: <http://www.cancer.org/>

American Cancer Society – Hawai'i Pacific
2370 Nuuanu Ave.
Honolulu, HI 96817-1714
Tel: (808) 595-7544
Website: <http://www.cancer.org/>

American Cancer Society – West Hawai'i Unit
75-5995 Kuakini Hwy, Suite 443
Kailua-Kona, HI 96740
Tel: (808) 334-0442
Website: <http://www.cancer.org/>

American Cancer Society – Maui-Molokai-Lanai
Unit
Cameron Center
95 Mahalani St.
Wailuku, HI 96793
Tel: (808) 244-5553
Website: <http://www.cancer.org/>

Susan G. Komen for the Cure, Hawaii Affiliate
3555 Harding Ave, Suite 2G
Honolulu, HI 96816
Tel: (808) 754-6659
Email: komen@komenhawaii.org
Website: <http://www.komenhawaii.org/>

REFERENCES

All data taken from the 2009-2011 American Community Survey unless stated otherwise. For more information go to www.census.gov.

¹ Gomez, Scarlett Lin, Lihua Liu, Anne-Michelle Noone, Steve Scoppa, James T. Gibson, Daphne Lichtensztajn, Kari Fish, Lynne R. Wilkens, Marc T. Goodman, Cyllene Morris, Sandy Kwong, Dennis Deapen, and Barry A. Miller. "Cancer Incidence Trends Among Native Hawaiians and Other Pacific Islanders in the United States, 1990–2008." *JNCI Journal of the National Cancer Institute* (2013): n. pag. 22 July 2013. Web. 1 Sept. 2013.

² Gomez, Scarlett Lin, Lihua Liu, Anne-Michelle Noone, Steve Scoppa, James T. Gibson, Daphne Lichtensztajn, Kari Fish, Lynne R. Wilkens, Marc T. Goodman, Cyllene Morris, Sandy Kwong, Dennis Deapen, and Barry A. Miller. "Cancer Incidence Trends Among Asian Americans in the United States, 1990–2008." *JNCI Journal of the National Cancer Institute* (2013): n. pag. 22 July 2013. Web. 1 Sept. 2013.

³ Heron, Melonie (2012). *Deaths: Leading Causes for 2009*. U.S. Department of Health and Human Services, Centers for Disease Control and Prevention and National Cancer Institute; 2013. Available at: http://www.cdc.gov/nchs/data/nvsr/nvsr61/nvsr61_07.pdf

⁴ Klabunde, Carrie N., Martin Brown, Rachel Ballard-Barbash, Mary C. White, Trevor Thompson, Marcus Plescia, and Sallyann Sallyann Coleman King. "Cancer Screening — United States, 2010." Centers for Disease Control and Prevention. Centers for Disease Control and Prevention, 27 Jan. 2012. Web. Sept. 2013. Available at: http://www.cdc.gov/mmwr/preview/mmwrhtml/mm6103a1.htm?s_cid=mm6103a1_w

⁵ U.S. Cancer Statistics Working Group. *United States Cancer Statistics: 1999-2009 Incidence and Mortality Web-based Report*. Atlanta: U.S. Department of Health and Human Services, Centers for Disease Control and Prevention and National Cancer Institute; 2013. Available at: www.cdc.gov/uscs

⁶ American Cancer Society. *Hawai'i Cancer Facts and Figures 2010*. Honolulu, HI: American Cancer Society Hawai'i Pacific Inc., 2010. Available at: <http://hawaii.gov/health/family-child-health/chronic-disease/cancer/pdf/CancerFactsandFigures2010.pdf>.

⁷ Gomez, Scarlett Lin, Lihua Liu, Anne-Michelle Noone, Steve Scoppa, James T. Gibson, Daphne Lichtensztajn, Kari Fish, Lynne R. Wilkens, Marc T. Goodman, Cyllene Morris, Sandy Kwong, Dennis Deapen, and Barry A. Miller. "Cancer Incidence Trends Among Native Hawaiians and Other Pacific Islanders in the United States, 1990–2008." *JNCI Journal of the National Cancer Institute* (2013): p. 8. 22 July 2013. Web. 1 Sept. 2013.