



NATIONAL CANCER TRENDS FOR AAs AND NHPIs^{[1][2][3]}

National cancer trends (1990-2008) among Native Hawaiians and Pacific Islanders (NHPIs) and Asian Americans (AAs) identified persistent cancer disparities and new ethnic-specific issues. NHPIs share a similar burden in common cancers such as breast, prostate, lung, and colorectal as non-Hispanic Whites (NHW), but they face higher risks from cancers such as stomach, liver, and uterus. In addition, NHPIs have higher cancer incidence rates compared to AAs. Increasing cancer incidence rates among Samoans and Guamanians/Chamorros and differences for Native Hawaiians in Hawai'i versus the mainland are key areas of concern. Further understanding social factors such as migration, acculturation, and geography may provide insights for reducing NHPI cancer disparities.

According to CDC, Asian Americans are the only racial group in which cancer is the leading cause of death. Among most AAs, breast cancer was the most common cancer, followed by prostate, lung, colorectal, liver, and stomach cancers. AAs continue to experience the lowest screening rates (breast, cervical, colorectal cancers) compared to all other racial groups. Disparities in cancer incidence and mortality after diagnosis are more evident among foreign-born, low income AAs and those living in ethnic enclaves. Targeted ethnic-specific community prevention and screening efforts are critical to reducing AA cancer disparities.

IMPACT OF CANCER ON AAs AND NHPIs^{[1][2][4]}

- Among NHPI women, increase in cancer incidence was found in breast, uterine, and colorectal cancers among Samoan women.
- Among NHPIs, increase in overall cancer incidence was found among Guamanians/Chamorros.
- Samoan women experienced higher rates of stomach (4.8 times) and uterine (3.3 times) cancers compared to Non-Hispanic White women.
- Samoan men experienced higher rates of liver (3.8 times), stomach (2.8 times), and lung (1.3 times) cancers compared to Non-Hispanic White men.
- Among AAs, screening rates for breast (64.1%), cervical (75.4%), and colorectal (46.9%) cancer were the lowest compared with all other racial groups.
- Among AA women, increasing cancer incidence were found in uterine (Asian Indians, Chinese, Filipina, Japanese), colorectal (Koreans, Laotians, Vietnamese), lung (Filipinas, Koreans), thyroid (Filipinas), and breast cancer (most AAs).
- Among AA men, increasing cancer incidence were found for prostate (Asian Indians and Pakistanis, Filipinos, Koreans, Kampuchean), liver (Filipinos, Vietnamese, Kampuchean), and colorectal (Koreans) cancers.
- Southeast Asian women: Kampuchean (24.8), Laotian (23.7), and Vietnamese (20.9) women have the higher rates of liver cancer compared with Non-Hispanic White women.
- Southeast Asian men: Laotian (64.5), Vietnamese (58.5), and Kampuchean (52.7) have the higher rates of liver cancer compared with Non-Hispanic White men.

TEXAS' STATE POPULATION (ALONE)

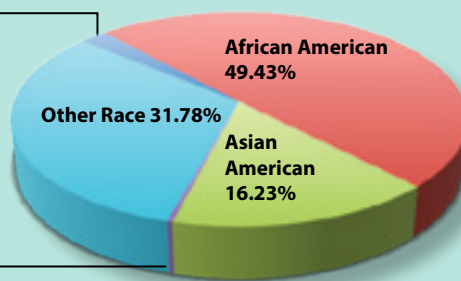
Race	Population 2009-2011	Percent
White	18,676,398	73.99%
African American	2,971,416	11.77%
American Indian and Alaska Native	132,870	0.53%
Asian	975,397	3.86%
Native Hawaiian and Pacific Islander	21,332	0.08%
Other Race	1,910,648	7.57%
Two or more races	555,250	2.20%
Total	25,243,311	100.00%

Source: U.S. Census Bureau, 2009-2011 American Community Survey

• 37.70% (9,517,047) of the population of Texas is Hispanic or Latino. (Federal agencies only recognize five race categories: White, African American, American Indian and Alaska Native, Asian American, and Native Hawaiian and Pacific Islander. The federal government considers race and Hispanic/Latino origin to be two separate and distinct concepts.)

TEXAS' MINORITY POPULATION

American Indian
and Alaska Native
2.21%



Native Hawaiian
and Pacific
Islander
0.35%

Asian Americans make up 16.23% of the minority population in Texas while the NHPI population is 0.35%. In 2009-2011, the largest concentration of Asians was in Harris County (26.27%), and the largest concentration of Native Hawaiians and Pacific Islanders was in Tarrant County (17.03%).

Source: U.S. Census Bureau, 2009-2011 American Community Survey

TEXAS' ASIAN AMERICAN POPULATION (ALONE)

Asian American Group	Population 2005-2007	Population 2009-2011	Percent 2009-2011	Percent Change
Asian Indian	192,428	248,315	25.46%	29.04%
Bangladeshi	3,716	8,715	0.89%	134.53%
Cambodian	11,059	13,712	1.41%	23.99%
Chinese, except Taiwanese	128,354	152,131	15.60%	18.52%
Filipino	91,208	103,735	10.64%	13.73%
Hmong	664	425	0.04%	-35.99%
Indonesian	3,233	3,517	0.36%	8.78%
Japanese	18,969	17,932	1.84%	-5.47%
Korean	59,584	69,085	7.08%	15.95%
Laotian	13,114	12,907	1.32%	-1.58%
Malaysian	1,633	1,231	0.13%	-24.62%
Pakistani	26,410	48,861	5.01%	85.01%
Sri Lankan	1,733	3,362	0.34%	94.00%
Taiwanese	7,299	9,683	0.99%	32.66%
Thai	11,065	13,555	1.39%	22.50%
Vietnamese	179,002	222,770	22.84%	24.45%
Other Asian	14,737	34,446	3.53%	133.74%
Other Asian, not specified	9,533	11,015	1.13%	15.55%
Total	773,741	975,397	100.00%	26.06%

Source: U.S. Census Bureau 2005-2007, 2009-2011 American Community Survey

Texas has almost a million of Asian American residents. 3.86% of Texas's population is Asian American. Asian Indians are the largest group, comprising 25.46% of the Asian population. Vietnamese (22.84%) and Chinese, except Taiwanese, (15.60%) are the next most prevalent groups. The fastest growing population is Bangladeshi (134.53%).

TEXAS' NATIVE HAWAIIAN AND PACIFIC ISLANDER POPULATION (ALONE)

NHPI Group	Population 2005-2007	Population 2009-2011	Percent 2009-2011	Percent Change
Native Hawaiian	5,053	5,713	26.78%	13.06%
Samoan	817	2,330	10.92%	185.19%
Tongan	1,764	3,038	14.24%	72.22%
Guamanian or Chamorro	5,165	6,771	31.74%	31.09%
Fijian	208	127	0.60%	-38.94%
Other Pacific Islander	3,600	3,353	15.72%	-6.86%
Total	16,607	21,332	100.00%	28.45%

Source: U.S. Census Bureau 2005-2007, 2009-2011 American Community Survey

NHPIs make up 0.08% of the Texas population. Of the NHPI population, almost a third are Guamanian or Chamorro and 26.78% are Native Hawaiian.

LANGUAGES SPOKEN

Asian Americans, Native Hawaiians and Pacific Islanders speak over 100 languages and dialects. In Texas, 42.59% (99,602) of native Asian Americans and 9.75% (65,673) of foreign-born Asian Americans speak English only. Of Asian Americans who speak other language(s) besides English, 16.62% (22,307) of natives and 48.84% (297,066) of foreign-born speak English not well or not at all.

Source: U.S. Census Bureau, 2009-2011 American Community Survey

INCOME

Group	Median Family Income	Per Capita Income
AA	\$78,554	\$28,915
NHPI	\$60,017	\$18,384
White	\$63,112	\$27,228
TX	\$58,929	\$24,966

Source: U.S. Census Bureau, 2009-2011 American Community Survey

Asian Americans have the highest median family income but have almost the same per capita income as whites. Native Hawaiian and Pacific Islanders also have a higher than average income, but lower per capita income than the average Texan. Native Hawaiian and Pacific Islanders generally have more members in their households, which leads to a lower per capita income.

EDUCATIONAL ATTAINMENT

Population 25 years and over	TX	AA	NHPI
Less than high school diploma	35.10%	14.01%	11.54%
High school graduate (includes equivalency)	22.80%	14.90%	38.41%
Some college or associate's degree	23.80%	18.38%	36.98%
Bachelor's degree or higher	17.20%	52.71%	13.06%

Source: U.S. Census Bureau, 2009-2011 American Community Survey

Asian Americans have a high level of educational attainment, with over one half holding bachelor's degrees or higher. A larger proportion of Native Hawaiian and Pacific Islanders have completed high school as compared to the average Texan.

HEALTH INSURANCE COVERAGE

Groups	Number of Individuals Uninsured	Percentage
AA	210,601	21.72%
NHPI	5,545	27.44%
White	4,027,750	21.94%
TX	5,795,809	23.49%

Source: U.S. Census Bureau, 2009-2011 American Community Survey

From 2009-2011, 21.72% of Asians and 27.44% of Native Hawaiians or Pacific Islanders in Arizona were uninsured. The uninsured rate for all state residents was 23.49%. Asian Americans and Native Hawaiian and Pacific Islanders make up 3.94% of Hawaii's total population and 3.73% of the total uninsured population.

TOP 5 CANCER SITES: 2005-2009, MALE AND FEMALE, TEXAS⁵

NOS = not otherwise specified, IBD = intrahepatic bile duct

Incidence (Rates per 100,000)

Rank	All Races	White	AA and NHPI
1	Prostate 141.8	Prostate 131.5	Female Breast 62.9
2	Female Breast 115.5	Female Breast 115.7	Prostate 53.2
3	Lung & Bronchus 63.8	Lung & Bronchus 63.0	Lung & Bronchus 32.8
4	Colon & Rectum 44.2	Colon & Rectum 42.7	Colon & Rectum 27.4
5	Corpus & Uterus, NOS 19.3	Corpus & Uterus, NOS 19.5	Liver & Intrahepatic Bile Duct 15.4

Mortality (Rates per 100,000)

Rank	All Races	White	AA and NHPI
1	Lung & Bronchus 47.7	Lung & Bronchus 47.1	Lung & Bronchus 24.4
2	Female Breast 22.2	Female Breast 21.2	Liver & Intrahepatic Bile Duct 10.5
3	Prostate 21.4	Prostate 19.9	Colon & Rectum 9.8
4	Colon & Rectum 16.2	Colon & Rectum 15.4	Female Breast 9.0
5	Pancreas 10.0	Pancreas 9.7	Prostate 7.2

Source: U.S. Cancer Statistics: Working Group. U.S. Cancer Statistics 2005-2009 Incidence and Mortality Web-based Report.

The same cancers that are prevalent in whites also affect AAs and NHPs, with the exception of corpus & uterus. Mortality is also attributed to the same cancer sites: lung and bronchus, female breast, prostate, and colorectal.

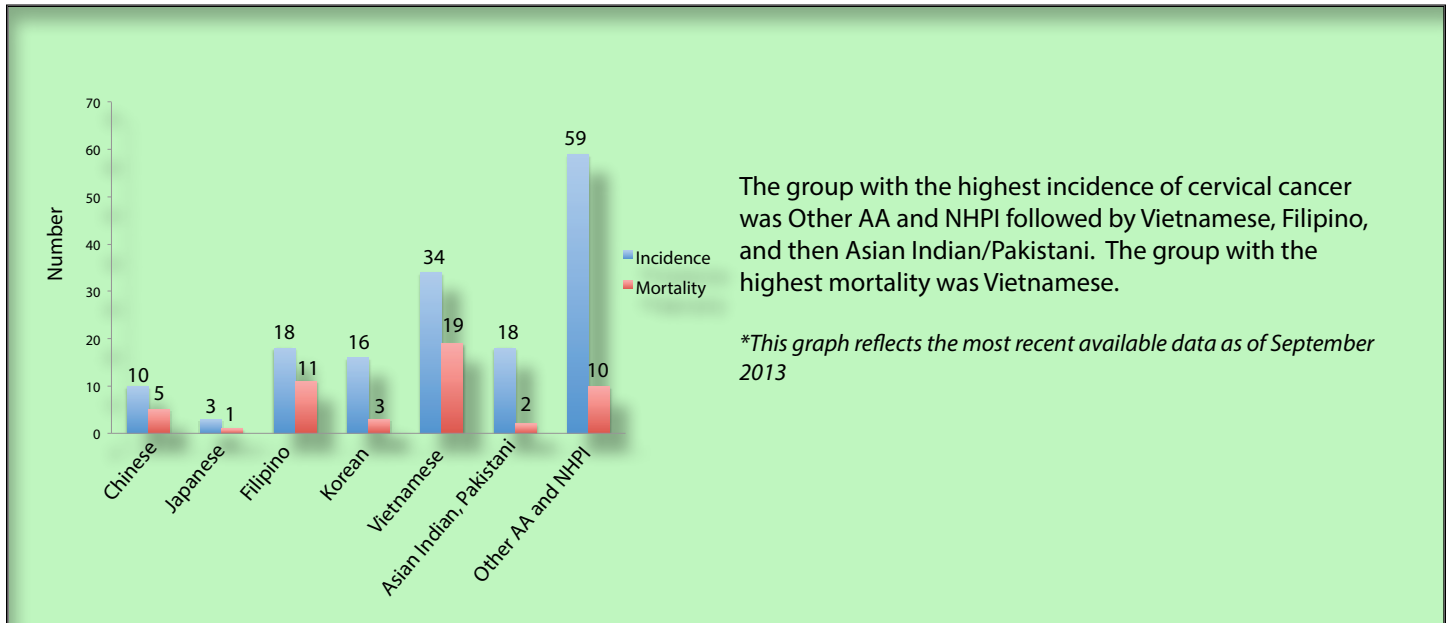
PERCENTAGE SCREENED^{6*}

Cancer Site	Chinese	Vietnamese	White	TX
Prostate	51.2%	42.1%	84.5%	76.5%
Colorectal	25.2%	22.1%	51.2%	52.9%
Breast	64.2%	62.4%	71.3%	67.7%
Cervical	69.8%	66.3%	83.7%	82.1%

A telephone survey conducted between July 2004 and January 2005 of over 800 Chinese and Vietnamese adults residing in Brazoria, Fort Bend, Galveston, and Harris Counties included questions regarding cancer screening practices. In the table above, it shows the screening rates for prostate cancer (percentage of men age 40 and older who have had a prostate specific antigen test or digital rectal exam), colorectal cancer (percentage of adults age 50 and older who have had a sigmoidoscopy or colonoscopy test), breast cancer (percentage of women age 40 and older who had a mammogram in the last two years) and cervical cancer (percentage of women age 18 and older who had a Pap test within the last three years). This study revealed lower than average screening rates for prostate, colorectal, breast, and cervical cancers among the Chinese and Vietnamese.

*This table reflects the most recent available data as of September 2013.

CERVICAL CANCER TOTAL CASES (1995-2003) AND DEATHS (1994-2003), BY ASIAN/PACIFIC ISLANDER SUB-GROUP^{7*}



ACKNOWLEDGEMENTS


APIAHF would like to thank the following authors and contributors who made this Cancer Health Briefs Project possible:

Roxanna Bautista
 Alison Chang
 Michelle Chang
 Becky Lee
 Scarlett Lin Gomez

Brianna Loughbridge
 Trixy Joy Manansala
 Mavis Nitta
 Trish Quema
 Winston Tseng

FOR MORE INFORMATION, CONTACT

Asian & Pacific Islander American Health Forum
 Asian & Pacific Islander National Cancer Survivors Network
 450 Sutter Street, Suite 600, San Francisco, CA 94108
 Tel: (415) 954-9988
 Email: APINCSN@apiahf.org
 Websites: www.apiahf.org and www.apincsn.org
 Like us! www.facebook.com/apincsn



HEALTH SERVICES

Asian American Health Coalition of the Greater Houston Area
 7001 Corporate Dr., Suite 120
 Houston, TX 77036
 Tel: (713) 773-0803
 Email: info@asianhealthhouston.org
 Website: <http://www.asianhealthhouston.org/>

Asian Breast Health Outreach Project
 c/o Richardson Medical Center
 Center for Women's Health
 403 W. Campbell Rd., Suite 205
 Richardson, TX 75080
 Website: <http://www.asianbreasthealth.org/>

Asian American Family Services
 6220 Westpark, Suite 228
 Houston, TX 77057
 Tel: (713) 339-3688
 Email: info@aafstexas.org
 Website: <http://www.aafstexas.org/>

South Asian Public Health Association
 4243 TAMU, Rm # 158V
 Read Building, Texas A&M
 University College Station, TX 77843
 Email: info@sapha.net
 Website: <http://www.sapha.net>

Texas Cancer Center
 1011 Augusta Dr., Suite 210
 Houston, Texas 77057
 Tel: (713) 975-8006
 Email: tcc@iapc.net
 Website: <http://www.texascancercenter.com/>

Texas Cancer Clinic
 9102 Floyd Curl
 San Antonio, TX 78240
 Tel: (210) 247-0888
 Website: <http://www.texascancerclinic.com/index/index.cfm>

STATE PROGRAMS

Office for the Elimination of Health Disparities
Texas Health and Human Services
4900 N. Lamar Blvd.
Austin, TX 78751
Tel: (512) 424-6509
Email: oehd@hhsc.state.tx.us
Website: <http://www.hhs.state.tx.us/oehd/index.shtml>

Texas Department of State Health Services
Preventative and Primary Care Unit, MC 1923
1100 W. 49th St.
P.O. Box 149347
Austin, TX 78714-9347
Tel: (512) 458-7796
Website: <http://www.dshs.state.tx.us/bcccs/default.shtm>

Texas Comprehensive Cancer Control Program
Chronic Disease Prevention Branch MC 1945
Texas Department of State Health Services
P.O. Box 149347
Austin, TX 78714-9347
Tel: (512) 458-7111 x3439
Website: <http://www.dshs.state.tx.us/tcccp/default.shtm>

CULTURAL ORGANIZATIONS

Asian Pacific American Heritage Association (APAHA)
6220 Westpark, Suite 245B
Houston, TX 77057
Email: info@apaha.org
Website: www.apaha.org

Austin Filipino-American Association (AFAA)
P.O. Box 151642
Austin, TX 78715
Email: austinflam@netscape.net
Website: <http://thunder.prohosting.com/~afaaweb/>

Chamorro Association of Central Texas
P.O. Box 5532
Fort Hood, TX 76544
Email: cact@guamislanders.com
Website: <http://guamislanders.com/>

Chinese Bible Church
6025 Sovereign Drive
Houston, TX 77036
Phone: (713) 988-4724

Chinese Community Center of Houston
9800 Town Park
Houston, TX 77036
Tel: (713) 271-6100
Email: info@ccchouston.org
Website: <http://www.ccchouston.org/>

Korean American Coalition - Dallas/Fort Worth Chapter (KAC-DFW)
11441 N. Stemmons Frwy., Suite 261
Dallas, TX 75229
Tel: (972) 488-1114
Email: info@kacdfw.org
Website: <http://www.kacdfw.org>

Indian American Cancer Network
Houston, TX 77041
Tel: (281) 565-5920

Lao American Association in Houston
323 Remington Ridge Dr.
Houston, TX 77073
Tel: (281) 443-7770
Website: <http://www.laoamericanassociation.org/>

CANCER SUPPORT GROUPS

American Cancer Society,
Asian Cancer Council
6301 Richmond Ave.
Houston, TX 77057
Tel: (713) 266-2877 or (800) 227-2345

Boat People SOS
11360 Bellaire Blvd., Suite 910
Houston, TX 77072
Tel: (281) 530-6888
Fax: (281) 530-6838
Email: Quynh.nguyen@bpsos.org
Website: www.bpsos.org

Buddhist Compassion Relief Tzu Chi Foundation - Southern Regional Office
6200 Corporate Dr.
Houston, TX 77036
Tel: (713) 270-9988
Website: <http://www.tzuchi.org/>

Fertile Hope
c/o LIVESTRONG
2201 E. Sixth Street
Austin, TX 78702
Phone: (866) 965-7205
Website: www.fertilehope.org

Filipino Cancer Network of America - Metropolitan Houston
Website: <http://www.fcna-mh.org/>

Herald Cancer Association - Houston
7001 Corporate Dr., Suite 379
Houston, TX 77036
Tel: (713) 270-8660
Email: hcahouston@yahoo.com
Website: www.cancer.cchc.org/hca-houston

Hope Clinic
7001 Corporate, Suite 120
Houston, TX 77036
Phone: (713) 773-0803
Fax: (713) 271-5422
Email: schen@hopechc.org
Website: www.hopechc.org

Hope Through Grace
4660 Beechnut Street, Suite 102
Houston, TX 77096
Phone: (713) 668-4673
Fax: (713) 668-6040
Email: rivery@hopethroughgrace.org
Website: www.hopethroughgrace.org

Lance Armstrong Foundation's Livestrong
2201 E. Sixth Street
Austin, TX 78702
Phone: (877) 236-8820
Fax: (512) 236-8482
Website: www.livestrong.org

Light and Salt Association (Chinese)
9800 Town Park Dr., Suite 258B
Houston, TX 77036
Tel: (713) 988-4724
Fax: (713) 988-4724
Website: www.light-salt.org

MD Anderson Cancer Center
1515 Holcombe Boulevard
Houston, TX 77030
Tel: (877) MDA-6789
Email: lhnguyen@mdanderson.org
Website: www.mdanderson.org

Shifa Clinic Houston
10415 Synott Road, Building D
Houston, TX 77478
Phone: (281) 561-5767
Fax: (281) 561-5759
Email: info@shifaclinic-houston.org
Website: www.shifaclinic-houston.org

The Rose, Southeast
12700 N. Featherwood, Suite 260
Houston, TX 77034
Tel: (281) 484-4708 or (866) 680-4708
Fax: (281) 484-5626
Email: therose@therose.org
Website: www.the-rose.org

REFERENCES

All data taken from the 2009-2011 American Community Survey unless stated otherwise.

¹ Gomez, Scarlett Lin, Lihua Liu, Anne-Michelle Noone, Steve Scoppa, James T. Gibson, Daphne Lichtensztajn, Kari Fish, Lynne R. Wilkens, Marc T. Goodman, Cyllene Morris, Sandy Kwong, Dennis Deapen, and Barry A. Miller. "Cancer Incidence Trends Among Native Hawaiians and Other Pacific Islanders in the United States, 1990–2008." *JNCI Journal of the National Cancer Institute* (2013): n. pag. 22 July 2013. Web. 1 Sept. 2013.

² Gomez, Scarlett Lin, Lihua Liu, Anne-Michelle Noone, Steve Scoppa, James T. Gibson, Daphne Lichtensztajn, Kari Fish, Lynne R. Wilkens, Marc T. Goodman, Cyllene Morris, Sandy Kwong, Dennis Deapen, and Barry A. Miller. "Cancer Incidence Trends Among Asian Americans in the United States, 1990–2008." *JNCI Journal of the National Cancer Institute* (2013): n. pag. 22 July 2013. Web. 1 Sept. 2013.

³ Heron, Melonie (2012). *Deaths: Leading Causes for 2009*. U.S. Department of Health and Human Services, Centers for Disease Control and Prevention and National Cancer Institute; 2013. Available at: http://www.cdc.gov/nchs/data/nvsr/nvsr61/nvsr61_07.pdf

⁴ Klabunde, Carrie N., Martin Brown, Rachel Ballard-Barbash, Mary C. White, Trevor Thompson, Marcus Plescia, and Sallyann Sallyann Coleman King. "Cancer Screening — United States, 2010." Centers for Disease Control and Prevention. Centers for Disease Control and Prevention, 27 Jan. 2012. Web. Sept. 2013. Available at: http://www.cdc.gov/mmwr/preview/mmwrhtml/mm6103a1.htm?s_cid=mm6103a1_w

⁵ Cancer Statistics Working Group. *United States Cancer Statistics: 1999–2009 Incidence and Mortality Web-based Report*. Atlanta: U.S. Department of Health and Human Services, Centers for Disease Control and Prevention and National Cancer Institute; 2013. Available at: www.cdc.gov/uscs

⁶ Hoang TV, Gor BJ, Hernandez M, Liang J, Esparza A, Detry M, Yi JK, Jones LA. *Asian American Health Needs Assessment, 2006 Community Report*. Houston, TX: Center for Research on Minority Health, The University of Texas M. D. Anderson Cancer Center; 2006 Nov. Available at: <http://www.mdanderson.org/publications/index.html>

⁷ Williams MA, Mokry B, Risser D, Betts P, Weiss NS (eds). *Cervical Cancer in Texas 2006*. Austin, TX: Texas Department of State Health Services, December 2006. Available at: <http://www.dshs.state.tx.us/tcr/publications/files/cervical-2006.pdf>